

Progetto IR0000007– NEFERTARI - Missione 4, “Istruzione e Ricerca” - Componente 2, “Dalla ricerca all’impresa” - Linea di investimento 3.1 del PNRR, Azione 3.1.1 “Creazione di nuove IR o potenziamento di quelle esistenti che concorrono agli obiettivi di Eccellenza Scientifica di Horizon Europe e costituzione di reti” - Area ESFRI Energy. Finanziato dall’Unione europea – Next Generation EU (CUP B53C22003070006)

## AVVISO

### INDAGINE ESPLORATIVA DI MERCATO VOLTA A RACCOGLIERE PREVENTIVI INFORMALI FINALIZZATI ALL’AFFIDAMENTO DI UN SET DI INTERFACCIA DA VUOTO MECCANICO PER ANTENNE E GUIDE D’ONDA NELL’AMBITO DEL PIANO NAZIONALE RIPRESA E RESILIENZA (PNRR) MISSIONE 4 COMPONENTE 4 INVESTIMENTO 3.1 IR0000007 NEFERTARI CUP B53C22003070006

#### PREMESSE E FINALITA’

La Stazione Appaltante Istituto per la Scienza e Tecnologia dei Plasmi (ISTP) del CNR intende procedere, a mezzo della presente indagine esplorativa, all’individuazione di un operatore economico a cui affidare eventualmente la fornitura di cui all’oggetto, ai sensi dell’art. 1, comma 2, della Legge n. 120/2020 così come modificata dall’art. 51, comma 1, lettera a), punto 2.1, del DL n. 77/2021 e dell’art. 50, comma 1 del d.lgs. 36/2023.

Il presente avviso, predisposto nel rispetto dei principi di libera concorrenza, non discriminazione, trasparenza, proporzionalità e pubblicità, non costituisce invito a partecipare a gara pubblica, né un’offerta al pubblico (art. 1336 del codice civile) o promessa al pubblico (art. 1989 del codice civile), ma ha lo scopo di esplorare le possibilità offerte dal mercato al fine di affidare direttamente la fornitura/servizio.

L’indagine in oggetto non comporta l’instaurazione di posizioni giuridiche od obblighi negoziali. Il presente avviso, pertanto, non vincola in alcun modo questa Stazione Appaltante che si riserva, comunque, di sospendere, modificare o annullare il presente avviso esplorativo e di non dar seguito al successivo procedimento di affidamento diretto, senza che i soggetti proponenti possano vantare alcuna pretesa.

I preventivi ricevuti si intenderanno impegnativi per il fornitore per un periodo di massimo 60 giorni di calendario, mentre non saranno in alcun modo impegnativi per la Stazione Appaltante, per la quale resta salva la facoltà di procedere o meno a successive e ulteriori richieste di offerte volte all’affidamento della fornitura/servizio di cui all’oggetto.

Progetto IR0000007– NEFERTARI - Missione 4, “Istruzione e Ricerca” - Componente 2, “Dalla ricerca all’impresa” - Linea di investimento 3.1 del PNRR, Azione 3.1.1 “Creazione di nuove IR o potenziamento di quelle esistenti che concorrono agli obiettivi di Eccellenza Scientifica di Horizon Europe e costituzione di reti” - Area ESFRI Energy. Finanziato dall’Unione europea – Next Generation EU (CUP B53C22003070006)

## OGGETTO DELLA FORNITURA/SERVIZIO

L’oggetto della fornitura/servizio è composto da una parte di manifattura su disegni forniti dal committente (e allegati al documento) e una parte di progettazione e manifattura in linea con la descrizione relativa. Nei file allegati vengono anche riportate le caratteristiche e i requisiti dei componenti.

La fornitura fa parte di due sistemi diagnostici a microonde da installare sulla macchina da fusione RFX-mod2 che necessitano di interfaccia da vuoto e supporti specifici. Il dettaglio della fornitura è così composto:

Descrizione Subset 1 (solo manifattura): Riflettometro per la Posizione del plasma (PPR)	Quantità	Nome file (allegati in calce al presente avviso)
Supporto per ancoraggio guide antenne	1 (3 subcomponenti)	RFX.D1F1.0037.pdf; RFX.D1F1.0038.pdf; RFX.D1F1.0039.pdf
FOGLIO DI MICA ANTENNE EQUATORIALI ESTERNE	1	RFX.D1F1.0044.pdf
Supporto per FISSAGGIO ANTERIORE ANTENNE ORIZZONTALI	1 (2 subcomponenti)	RFX.D1F1.0045.pdf; RFX.D1F1.0046.pdf
SUPPORTO CONDOTTO MICROONDE	1	RFX.D1F1.0011.pdf
ISOLAMENTO ANTENNA MICROONDE	1	RFX.D1F1.0019.pdf
SUPPORTO ANTENNA PARABOLICA SINISTRA	1	RFX.D1F1.0020.pdf
ISOLAMENTO GUIDA D’ONDA TWISTATO	1	RFX.D1F1.0022.pdf
SUPPORTO ANTENNA PARABOLICA DESTRA	1	RFX.D1F1.0023.pdf
SUPPORTO TWIST GUIDA D ONDA DESTRO E SINISTRO	1	RFX.D1F1.0024.pdf
CONDOTTO MICROONDE TWISTATO SINISTRO	1	RFX.D1F1.0025.pdf
CONDOTTO MICROONDE TWISTATO DESTRO	1	RFX.D1F1.0027.pdf
BOCCOLA MICROONDE TWISTATO PER M4	1	RFX.D1F1.0028.pdf
BOCCOLA MICROONDE TWISTATO PER M3	1	RFX.D1F1.0029.pdf
SUPPORTO CONDOTTO MICROONDE	1 (3 subcomponenti)	RFX.D1F1.0033.pdf; RFX.D1F1.0034.pdf; RFX.D1F1.0035.pdf
SOFFIETTO A LAMELLE CF 100 SUPERIORE CON FLANGIA GIREVOLE	1	RFX.D1F1.0048.pdf
FLANGIA ROTANTE CF100	1	RFX.D1F1.0049.pdf
FLANGIA CF 100 SUPERIORE PER QUATTRO GUIDE MICROONDE	1	RFX.D1F1.0053.pdf
BARRA DISTANZIATRICE FLANGIA CF 100 SUPERIORE	1	RFX.D1F1.0054.pdf
FOGLIO DI MICA FLANGIA CF 100 SUPERIORE	1	RFX.D1F1.0055.pdf
DISTANZIALE ANTENNE PIRAMIDALI FLANGIA CF 100 SUP	1	RFX.D1F1.0057.pdf
GUIDE D’ONDA MODELLO WR42 IN RAME CON	4	RFX.D1F1.0052.pdf

Progetto IR0000007– NEFERTARI - Missione 4, “Istruzione e Ricerca” - Componente 2, “Dalla ricerca all’impresa” - Linea di investimento 3.1 del PNRR, Azione 3.1.1 “Creazione di nuove IR o potenziamento di quelle esistenti che concorrono agli obiettivi di Eccellenza Scientifica di Horizon Europe e costituzione di reti” - Area ESFRI Energy. Finanziato dall’Unione europea – Next Generation EU (CUP B53C22003070006)

FLANGE CUSTOMIZZATE		
FOGLIO DI MICA FLANGIA CF 100 INFERIORE	1	RFX.D1F1.0058.pdf
FLANGIA CF 100 INFERIORE PER DUE GUIDE MICROONDE	1	RFX.D1F1.0059.pdf

Descrizione Subset 2 (progettazione e manifattura): Riflettometro per la ricostruzione del profilo (DPR)	Quantità
Antenna piramidale per banda K (16-26 GHz) Caratteristiche: -materiale: AISI 316 o rame -rugosità superficiale interna: < 2 um	2 (+ tavole e file step)
Antenna piramidale per banda Ka (26-40 GHz) Caratteristiche: -materiale: AISI 316 o rame -rugosità superficiale interna: < 2 um	2 (+ tavole e file step)
Antenna piramidale per banda U (40-60 GHz) Caratteristiche: -materiale: AISI 316 o rame -rugosità superficiale interna: < 2 um	2 (+ tavole e file step)
Guida rettilinea per banda K (modello WR42) in rame con flange UG-595	1 (+ tavole e file step)
Guida rettilinea per banda Ka (modello WR28) in rame con flange UG-599	1 (+ tavole e file step)
Guida rettilinea per banda U (modello WR19) in rame con flange UG-383	1 (+ tavole e file step)
FINESTRA PER FLANGIA DA VUOTO CUSTOMIZZATA (GIA' PRESENTE) PER ALLOGGIAMENTO ANTENNE Caratteristiche: -finestra compatibile con flangia da vuoto come da disegno allegato in calce al presente avviso (FLANGIA EQUATORIALE RFX.pdf) -multistrato: a) strato in Poliossimetilene (POM) per supporto meccanico antenne; b) doppio strato in teflon (lato aria e lato vuoto) con finestre per antenne con spessore calibrato per ogni banda; c) strato in silice fusa per tenuta da vuoto; d) [OPZIONALE] strato in nitruro di boro con microfori di diametro calibrato per ogni banda.	2 (+ tavole e file step)

Progetto IR0000007– NEFERTARI - Missione 4, "Istruzione e Ricerca" - Componente 2, "Dalla ricerca all'impresa" - Linea di investimento 3.1 del PNRR, Azione 3.1.1 "Creazione di nuove IR o potenziamento di quelle esistenti che concorrono agli obiettivi di Eccellenza Scientifica di Horizon Europe e costituzione di reti" - Area ESFRI Energy. Finanziato dall'Unione europea – Next Generation EU (CUP B53C22003070006)

-basso coefficiente di attenuazione e riflessione nel range 18-60 GHz.

Servizi richiesti: leak test in elio per tenuta da vuoto sulla finestra assemblata con adattatore fornito dal committente.

Specifica dei servizi richiesti:

-test di tenuta da vuoto all'interno dei canali di raffreddamento per la localizzazione delle perdite. Le prove di tenuta di He finalizzate alla localizzazione delle perdite possono essere eseguite secondo la seguente procedura: la condizione di vuoto dovrà essere creata nel circuito di raffreddamento collegando il cercafughe ad un tubo e la perdita calibrata ad un altro, sul lato opposto del tratto mediante idonei adattatori, e chiudendo i restanti 6 tronchetti con idonei coperchi a tenuta. La prova di tenuta dovrà essere effettuata a temperatura ambiente, con il rilevatore di perdite collegato al volume interno dei canali di raffreddamento; l'elio verrà flussato dalle superfici esterne del gruppo mediante un ugello dedicato, collegato al serbatoio dell'elio.

Le prove di tenuta dell'elio devono rispettare e soddisfare le seguenti condizioni:

- Un piano di collaudo indicante la disposizione e la tipologia delle apparecchiature nonché le procedure di collaudo dovrà essere predisposto dal Fornitore e approvato dal Consorzio RFX;
- Quando si registra il grafico del segnale dello spettrometro di massa, la gamma dell'amplificatore di prova deve essere adeguatamente identificata. Il segnale di perdita standard, l'introduzione e la terminazione dell'elio devono essere identificati nella registrazione. La registrazione coprirà l'intera durata di ciascuna prova;
- Per ogni prova, deve essere preparato un documento che riporti la configurazione meccanica, il numero del gruppo, la pressione di base, la calibrazione e il tasso di perdita misurato che deve essere uguale o inferiore a  $10^{-10}$  Pa m<sup>3</sup>/s ( $1 \cdot 10^{-9}$  mbar l/s) a 20° C;
- Se il requisito non è soddisfatto, le perdite dovranno essere localizzate e segnalate. Il componente in prova dovrà essere nuovamente testato dopo la riparazione da parte del Fornitore e le riparazioni dovranno essere adeguatamente documentate seguendo le procedure di qualità previste.

La sensibilità durante la misurazione deve essere migliore di  $1 \times 10^{-10}$  Pa m<sup>3</sup>/s ( $1 \times 10^{-9}$  mbar l/s). I parametri di prova sono:

- Pressione ambiente: patm
- Temperature: temperatura ambiente (20 °C)
- Criterio di accettazione per ogni tasso di perdita localizzata: tasso di perdita massimo di  $1 \times 10^{-10}$  Pa m<sup>3</sup>/s ( $1 \times 10^{-9}$  mbar l/s), misurato come differenza tra segnale massimo e fondo, a 20°C.

Il luogo di consegna della fornitura è Istituto per la Scienza e Tecnologia dei Plasmi, CNR, Sede di Padova, Corso Stati Uniti 4 – 35127 Padova (Italia)

Progetto IR0000007– NEFERTARI - Missione 4, “Istruzione e Ricerca” - Componente 2, “Dalla ricerca all’impresa” - Linea di investimento 3.1 del PNRR, Azione 3.1.1 “Creazione di nuove IR o potenziamento di quelle esistenti che concorrono agli obiettivi di Eccellenza Scientifica di Horizon Europe e costituzione di reti” - Area ESFRI Energy. Finanziato dall’Unione europea – Next Generation EU (CUP B53C22003070006)

## REQUISITI

- Possono inviare il proprio preventivo gli operatori economici in possesso dei:
- requisiti di ordine generale di cui al Capo II, Titolo IV del D.lgs. 36/2023;
- requisiti d’idoneità professionale come specificato all’art. 100, comma 3 del D.lgs. n. 36/2023: iscrizione nel registro della camera di commercio, industria, artigianato e agricoltura o nel registro delle commissioni provinciali per l’artigianato o presso i competenti ordini professionali per un’attività pertinente anche se non coincidente con l’oggetto dell’appalto. All’operatore economico di altro Stato membro non residente in Italia è richiesto di dichiarare ai sensi del testo unico delle disposizioni legislative e regolamentari in materia di documentazione amministrativa, di cui al decreto del Presidente della Repubblica del 28 dicembre 2000, n. 445;
- pregresse e documentate esperienze analoghe anche se non coincidenti con quelle oggetto dell’appalto.

## VALORE DELL’AFFIDAMENTO

La Stazione Appaltante ha stimato per l’affidamento di cui all’oggetto un importo massimo pari ad € 80.000 oltre IVA.

## MODALITA’ DI PRESENTAZIONE DEL PREVENTIVO

Gli operatori economici in possesso dei requisiti sopra indicati potranno inviare il proprio preventivo, corredato della dichiarazione attestante il possesso dei requisiti (allegata al seguente avviso), entro e non oltre il giorno 24/11/2023 a mezzo PEC all’indirizzo [protocollo.istp@pec.cnr.it](mailto:protocollo.istp@pec.cnr.it) corredato da idonea relazione tecnica descrittiva della proposta. Gli operatori economici stranieri non residenti in Italia, sprovvisti di posta elettronica certificata, possono spedire il preventivo e la dichiarazione in lingua italiana all’indirizzo [nefertari@istp.cnr.it](mailto:nefertari@istp.cnr.it). Qualora l’O.E. straniero fosse sprovvisto di firma digitale dovrà sottoscrivere la dichiarazione con firma autografa e allegare alla dichiarazione un documento d’identità in corso di validità.

Il preventivo e la relazione tecnica dovranno essere sottoscritti digitalmente con firma qualificata da un legale rappresentante/procuratore in grado di impegnare l’operatore economico.

## INDIVIDUAZIONE DELL’AFFIDATARIO

L’individuazione dell’affidatario sarà operata discrezionalmente dalla Stazione Appaltante, nel caso in cui intenda procedere all’affidamento, a seguito dell’esame dei preventivi e delle relazioni tecniche ricevuti entro la scadenza.

Non saranno presi in considerazione preventivi di importo superiore a quanto stimato dalla Stazione Appaltante.

## OBBLIGHI DELL’AFFIDATARIO

L’operatore economico affidatario sarà tenuto, prima dell’invio della lettera ordine, a fornire la seguente documentazione:

- Documento di Gara Unico Europeo (DGUE);
- Dichiarazione sostitutiva integrativa al DGUE;
- Dichiarazione DNSH;
- Patto di integrità;
- Comunicazione cc dedicato ai sensi della Legge 136/2010;

Progetto IR0000007– NEFERTARI - Missione 4, “Istruzione e Ricerca” - Componente 2, “Dalla ricerca all’impresa” - Linea di investimento 3.1 del PNRR, Azione 3.1.1 “Creazione di nuove IR o potenziamento di quelle esistenti che concorrono agli obiettivi di Eccellenza Scientifica di Horizon Europe e costituzione di reti” - Area ESFRI Energy. Finanziato dall’Unione europea – Next Generation EU (CUP B53C22003070006)

- Dichiarazione obblighi assunzionali<sup>1</sup>;
- Dichiarazione titolare effettivo;
- Dichiarazione DPCM 187 1991<sup>1</sup>;
- Assolvimento dell’imposta di bollo;
- *PassOE* (Servizio FVOE, ANAC);

## SUBAPPALTO

Non è consentito il subappalto della prestazione prevalente oggetto dell’affidamento, fermi restando i limiti e le condizioni di ricorso al subappalto per le prestazioni secondarie o accessorie.

## CHIARIMENTI

Per eventuali richieste di natura tecnica relative alla fornitura e chiarimenti di natura procedurale/amministrativa l’operatore economico dovrà rivolgersi al referente della Stazione appaltante Istituto per la Scienza e Tecnologia dei Plasmi ISTP-CNR all’indirizzo email [gianluca.demasi@istp.cnr.it](mailto:gianluca.demasi@istp.cnr.it)

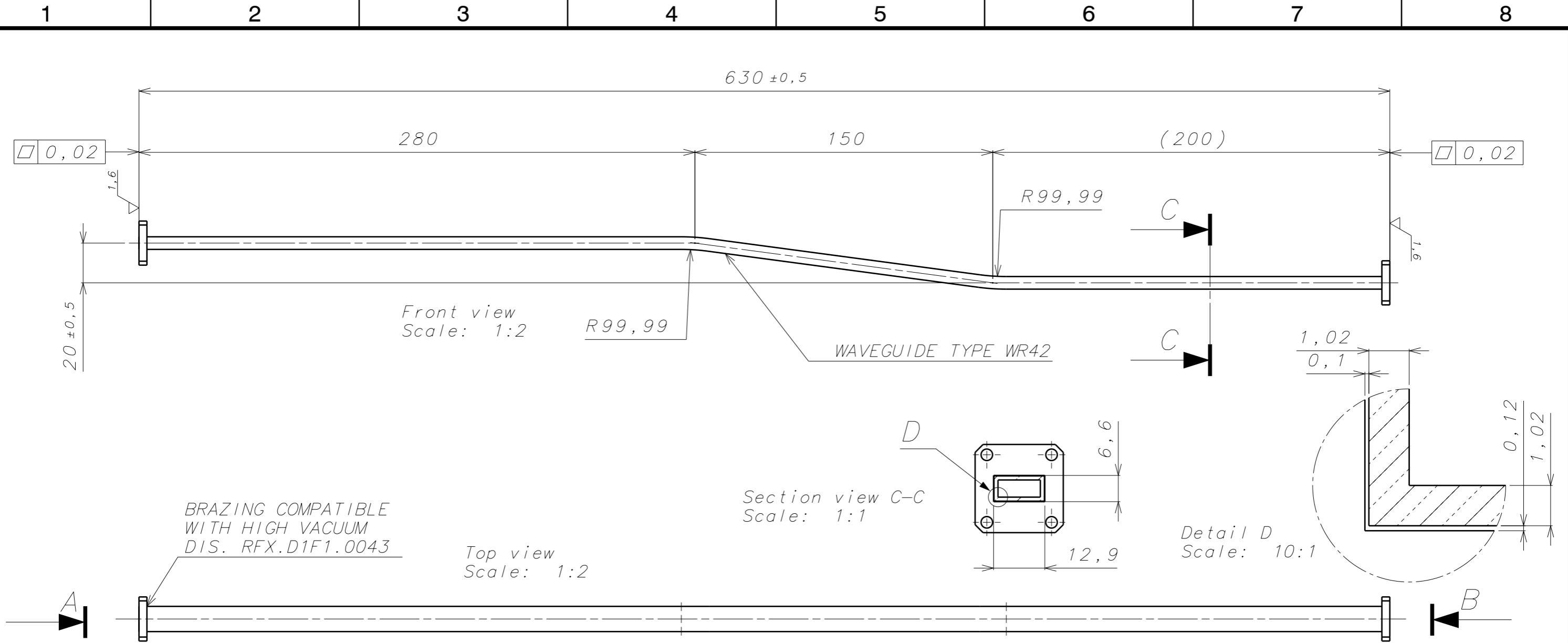
## TRATTAMENTO DEI DATI PERSONALI

I dati raccolti saranno trattati in conformità alla normativa vigente e in particolare al GDPR 2016/679 esclusivamente nell’ambito del presente avviso.

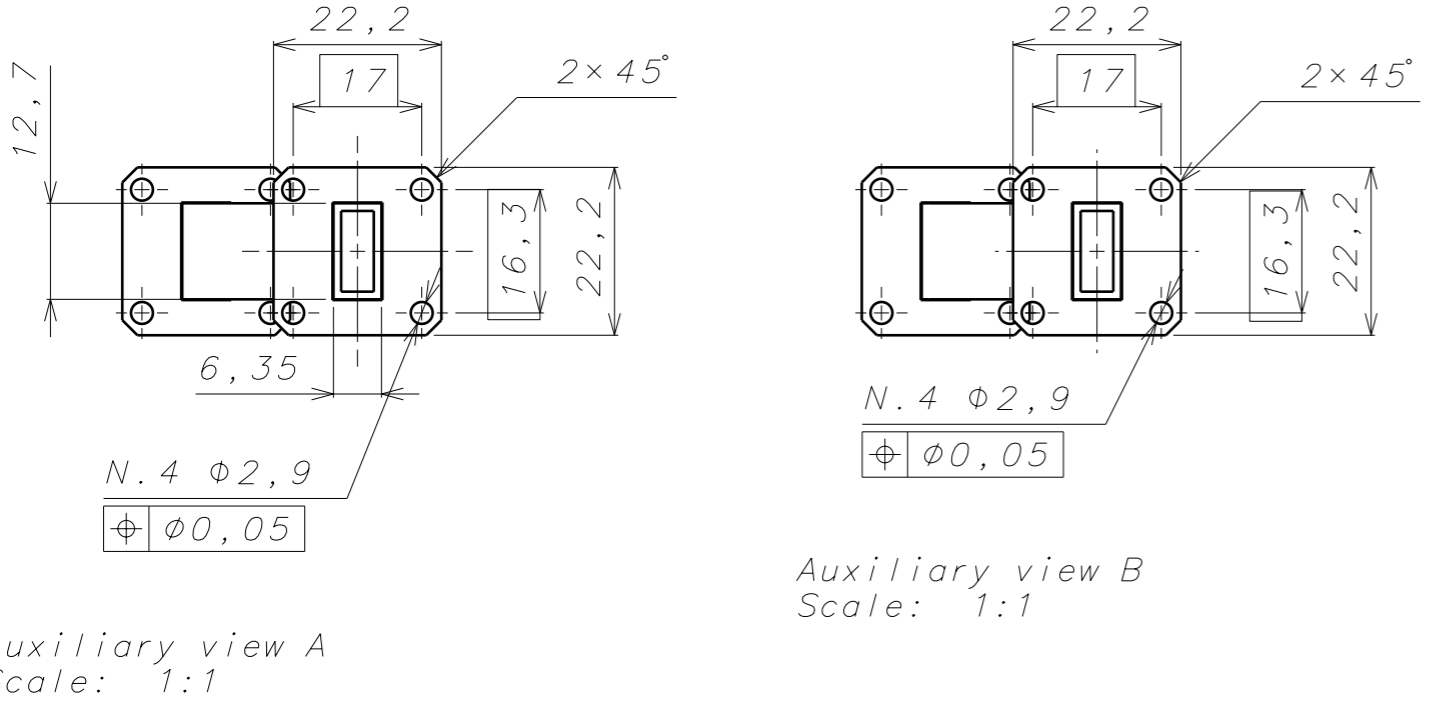
**Il Direttore**


---

<sup>1</sup> Solo per Operatori Economici aventi sedi operative in Italia



COSTRUIRE N.2 Pz  
 UTILIZZATE GUIDE D'ONDA RETTANGOLARI TIPO WG20  
 FLANGE TIPO UG-595/U CON FORI DI FISSAGGIO  $d=2.9$   
 PER LA PRODUZIONE DEL PEZZO ADOTTARE PROCEDURE PER ALTO VUOTO



REV. N°	ISSUE DATE	DRAWN BY	CHECKED BY	APPROVED BY	DESCRIPTION / REMARKS
A	24/08/2023	AT	GDM	RC	REVISIONE GENERALE
	01/08/2023	AT	GDM	RC	REVISIONE GENERALE
 <b>CONSORZIO RFX</b> Ricerca Formazione Innovazione		GENERAL TOLERANCING <b>ISO 2768-m K</b>		MATERIAL <b>Cu(H96Y)</b>	WEIGHT <b>0,221kg</b>
NOT FOR PUBLICATION The information on this drawing is confidential under the terms of the RFX agreement. This information shall not be transmitted to anyone who is not authorised to receive it		SURFACE TREATMENT SURFACE TEXTURE UNLESS STATED <b>1,6</b>		REMOVE ALL BURRS AND SHARP EDGES DIMENSIONS IN MILLIMETRES UNLESS STATED	
P.B.S. <b>PLASMA POSITION REFLECTOMETER</b> TITLE <b>PPR WAVE GUIDE TYPE_005</b>		ORIGINAL SCALE <b>1:2</b>		MODEL 3D NUMBER <b>RFX.D1F1.0036</b>	
DRW SIZE <b>ISO A3</b>		FIRST ANGLE PROJECTION		DRAWING NUMBER <b>RFX.D1F1.0036</b>	
		SHEET <b>1</b>		N.OF SHEETS <b>1</b>	
		REVISION 			

1

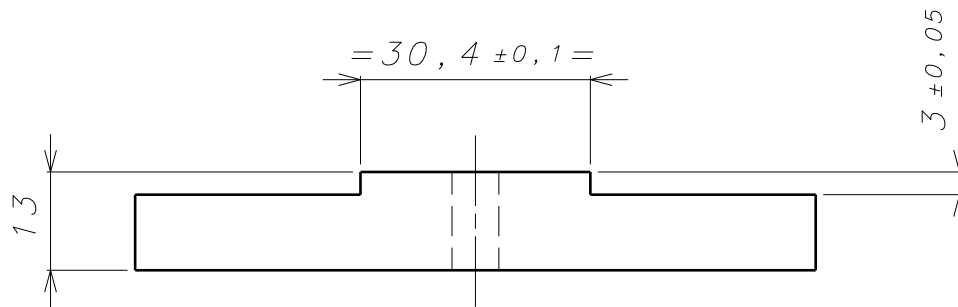
2

3

4

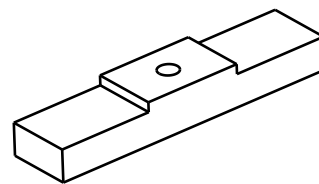
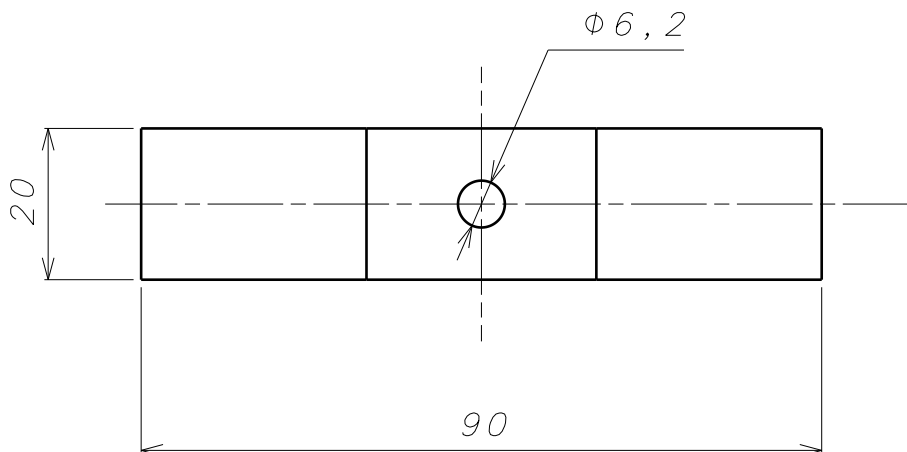
A

A



B

B




Isometric view  
Scale: 1:2

C

C

COSTRUIRE N.2 Pz  
PER LA PRODUZIONE DEL PEZZO ADOTTARE PROCEDURE PER ALTO VUOTO

REV. N°	ISSUE DATE	DRAWN BY	CHECKED BY	APPROVED BY	DESCRIPTION / REMARKS
A	24/08/2023	AT	GDM	RC	REVISIONE GENERALE
	02/08/2023	AT	GDM	RC	REVISIONE GENERALE

 <b>CONSORZIO RFX</b> Ricerca Formazione Innovazione	<b>Consorzio RFX</b> C.so Stati Uniti, 4 35127 Padova (Italy) Phone +39.0498295000 Fax +39.0498700718	GENERAL TOLERANCING <b>ISO 2768-m K</b>	MATERIAL <b>PEEK</b>	WEIGHT 0,022kg
		SURFACE TREATMENT	SURFACE TEXTURE UNLESS STATED <b>1,6</b>	REMOVE ALL BURRS AND SHARP EDGES DIMENSIONS IN MILLIMETRES UNLESS STATED
NOT FOR PUBLICATION The information on this drawing is confidential under the terms of the RFX agreement. This information shall not be transmitted to anyone who is not authorised to receive it DOCS REF.		P. B. S. <b>PLASMA POSITION REFLECTOMETER</b> TITLE <b>ANCORAGGIO GUIDE ANTENNE PARTE 1</b>		
ORIGINAL SCALE <b>1:1</b>	MODEL 3D NUMBER <b>RFX.D1F1.0037</b>	DRAWING NUMBER <b>RFX.D1F1.0037</b>		SHEET <b>1</b>
DRW SIZE <b>ISO A4</b>	FIRST ANGLE PROJECTION			N.OF SHEETS <b>1</b>
				REVISION

D

D

1

4



1

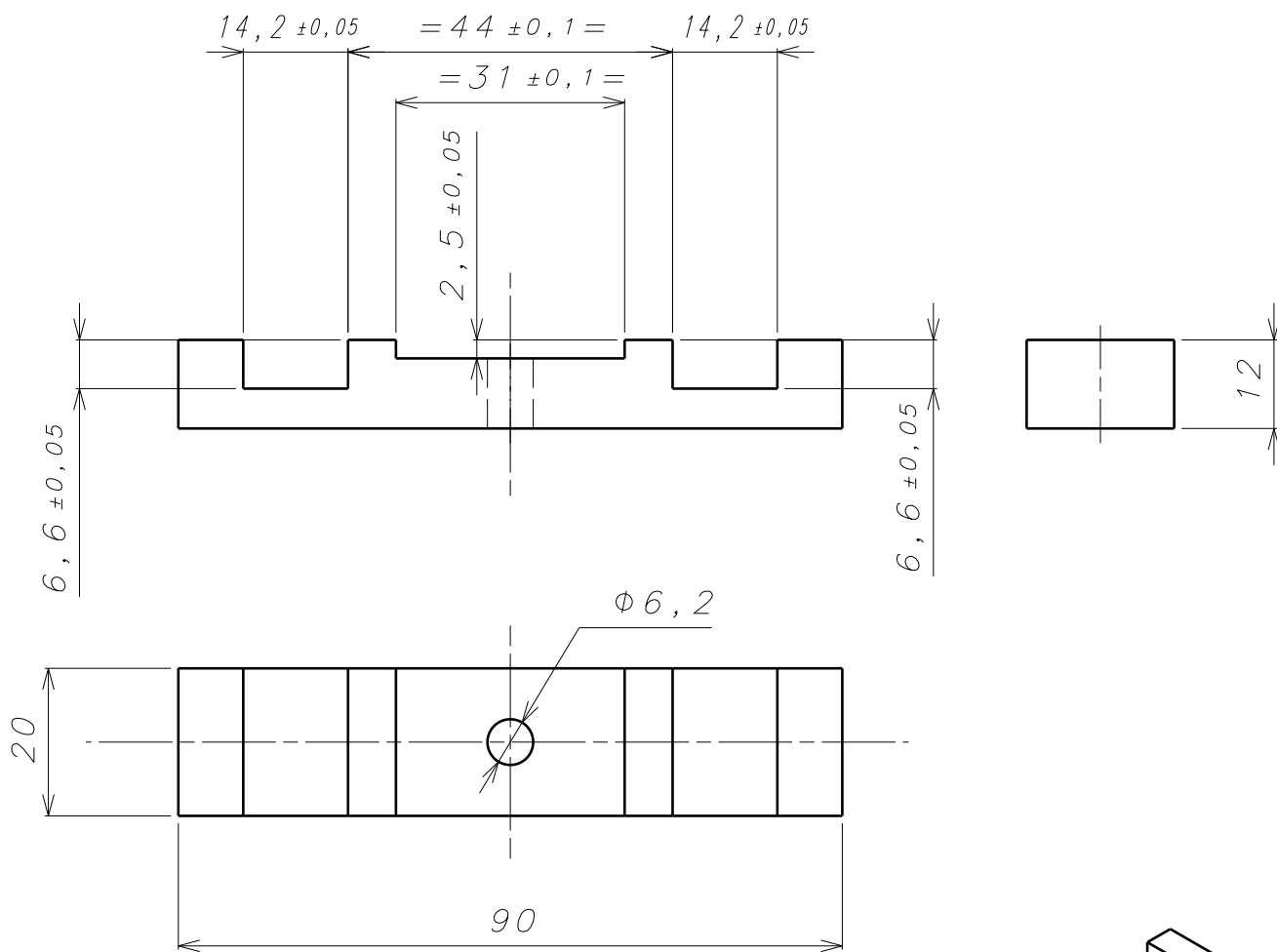
2

3

4

A

A



B


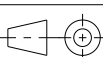
B

C

C

COSTRUIRE N.2 Pz  
PER LA PRODUZIONE DEL PEZZO ADOTTARE PROCEDURE PER ALTO VUOTO

REV. N°	ISSUE DATE	DRAWN BY	CHECKED BY	APPROVED BY	DESCRIPTION / REMARKS
A	24/08/2023	AT	GDM	RC	REVISIONE GENERALE
	02/08/2023	AT	GDM	RC	REVISIONE GENERALE

 <b>CONSORZIO RFX</b> Ricerca Formazione Innovazione	<b>Consorzio RFX</b> C.so Stati Uniti, 4 35127 Padova (Italy) Phone +39.0498295000 Fax +39.0498700718	GENERAL TOLERANCING <b>ISO 2768-m K</b>	MATERIAL <b>PEEK</b>	WEIGHT 0,045kg
	SURFACE TREATMENT	SURFACE TEXTURE UNLESS STATED 1,6	REMOVE ALL BURRS AND SHARP EDGES DIMENSIONS IN MILLIMETRES UNLESS STATED	
NOT FOR PUBLICATION The information on this drawing is confidential under the terms of the RFX agreement. This information shall not be transmitted to anyone who is not authorised to receive it		P. B. S. <b>PLASMA POSITION REFLECTOMETER</b> TITLE <b>ANCORAGGIO GUIDE ANTENNE PARTE 2</b>		
ORIGINAL SCALE <b>1:1</b>	MODEL 3D NUMBER <b>RFX.D1F1.0038</b>	DRAWING NUMBER <b>RFX.D1F1.0038</b>		SHEET <b>1</b>
DRW SIZE <b>ISO A4</b>	FIRST ANGLE PROJECTION 	<b>RFX.D1F1.0038</b>		N.OF SHEETS <b>1</b>
				REVISION <b>A</b>

1

4

D

D

1

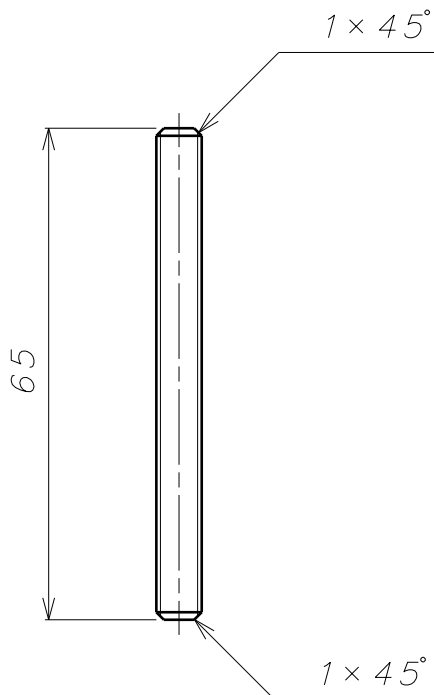
2

3

4

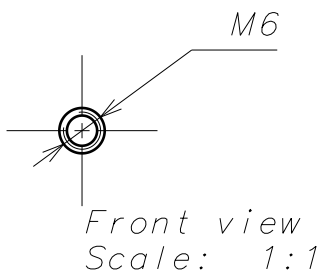
A

A



B

B


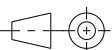


C

C

COSTRUIRE N.2 Pz  
ADOPTARE PROCEDURE PER LA PULIZIA PER ALTO VUOTO

REV. N°	ISSUE DATE	DRAWN BY	CHECKED BY	APPROVED BY	DESCRIPTION / REMARKS
A	24/08/2023	AT	GDM	RC	REVISIONE GENERALE
	02/08/2023	AT	GDM	RC	REVISIONE GENERALE

 <b>CONSORZIO RFX</b> Ricerca Formazione Innovazione	<b>Consorzio RFX</b> C.so Stati Uniti, 4 35127 Padova (Italy) Phone +39.0498295000 Fax +39.0498700718	GENERAL TOLERANCING <b>ISO 2768-m K</b>	MATERIAL <b>AISI 304 L</b>	WEIGHT 0,01 kg
	SURFACE TREATMENT	SURFACE TEXTURE UNLESS STATED	REMOVE ALL BURRS AND SHARP EDGES DIMENSIONS IN MILLIMETRES UNLESS STATED	
NOT FOR PUBLICATION The information on this drawing is confidential under the terms of the RFX agreement. This information shall not be transmitted to anyone who is not authorised to receive it		P. B. S. <b>PLASMA POSITION REFLECTOMETER</b> TITLE <b>ANCORAGGIO GUIDE ANTENNE PARTE 3</b>		
ORIGINAL SCALE <b>1:1</b>	MODEL 3D NUMBER <b>RFX.D1F1.0039</b>	DRAWING NUMBER <b>RFX.D1F1.0039</b>		SHEET <b>1</b>
DRW SIZE <b>ISO A4</b>	FIRST ANGLE PROJECTION			N.OF SHEETS <b>1</b>
				REVISION

D

D

1

4

1

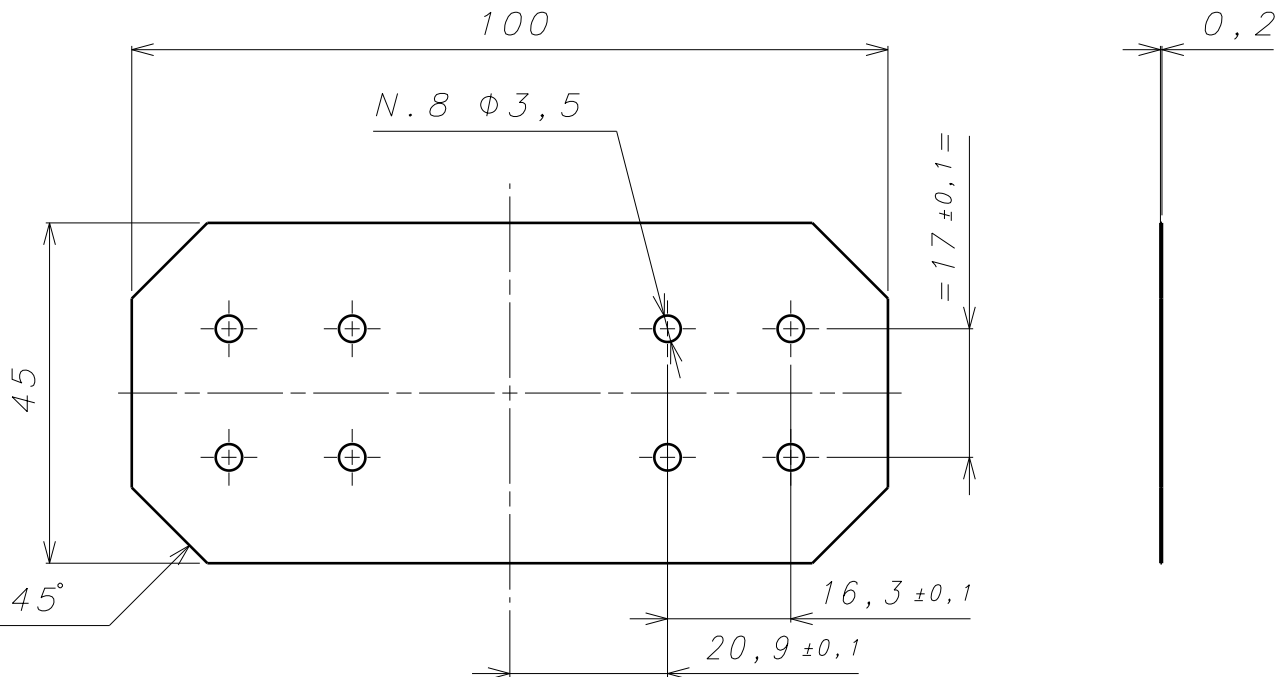
2

3

4

A

A



B


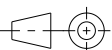
B

C

C

*COSTRUIRE N. 1Pz  
ADOTTARE PROCEDURE PER LA PULIZIA PER ALTO VUOTO*

REV. N°	ISSUE DATE	DRAWN BY	CHECKED BY	APPROVED BY	DESCRIPTION / REMARKS
A	24/08/2023	AT	GDM	RC	REVISIONE GENERALE
	02/08/2023	AT	GDM	RC	REVISIONE GENERALE

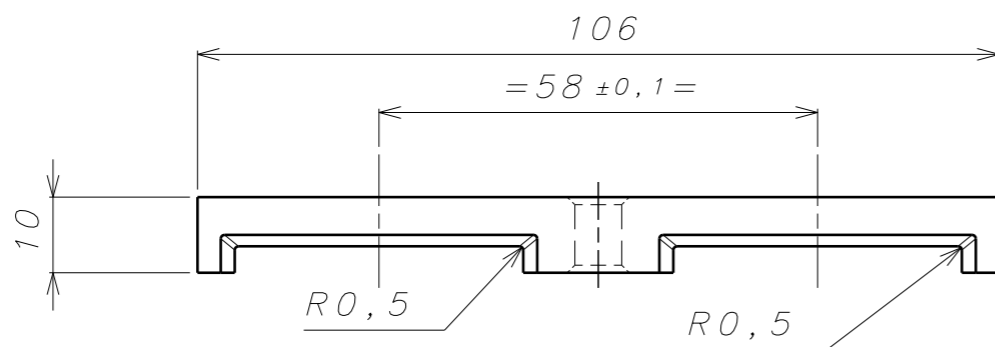
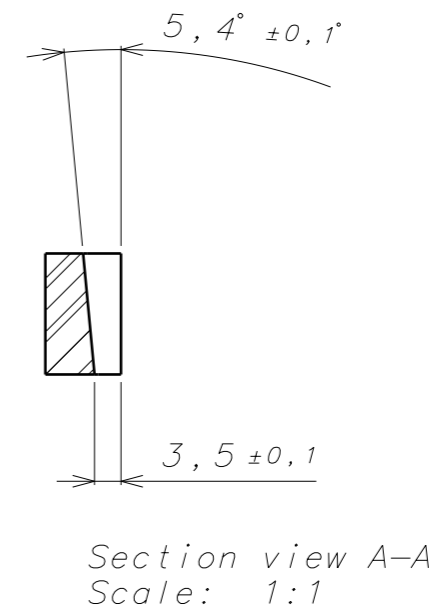
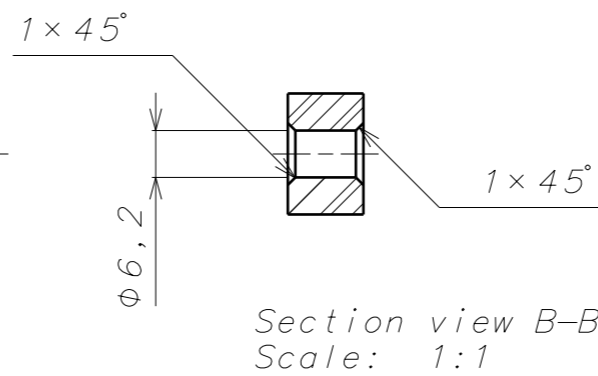
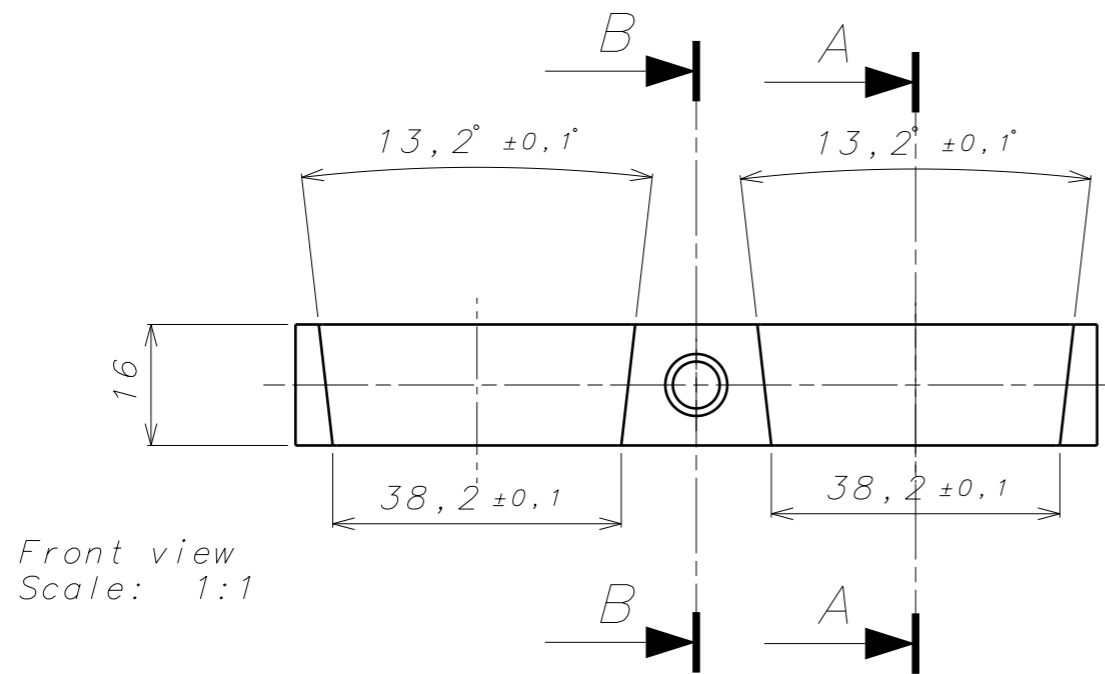
 <b>CONSORZIO RFX</b> <i>Ricerca Formazione Innovazione</i>	<b>Consorzio RFX</b> C.so Stati Uniti, 4 35127 Padova (Italy) Phone +39.0498295000 Fax +39.0498700718	GENERAL TOLERANCING <b>ISO 2768-m K</b>	MATERIAL <b>MICA</b>	WEIGHT 0,002kg
	SURFACE TREATMENT	SURFACE TEXTURE UNLESS STATED	REMOVE ALL BURRS AND SHARP EDGES DIMENSIONS IN MILLIMETRES UNLESS STATED	
NOT FOR PUBLICATION The information on this drawing is confidential under the terms of the RFX agreement. This information shall not be transmitted to anyone who is not authorised to receive it		P. B. S. <b>PLASMA POSITION REFLECTOMETER</b> TITLE <b>FOGLIO DI MICA ANTENNE EQUATORIALI ESTERNE</b>		
ORIGINAL SCALE <b>1:1</b>	MODEL 3D NUMBER <b>RFX.D1F1.0044</b>	DRAWING NUMBER <b>RFX.D1F1.0044</b>	SHEET <b>1</b>	N.OF SHEETS <b>1</b>
DRW SIZE <b>ISO A4</b>	FIRST ANGLE PROJECTION			

D

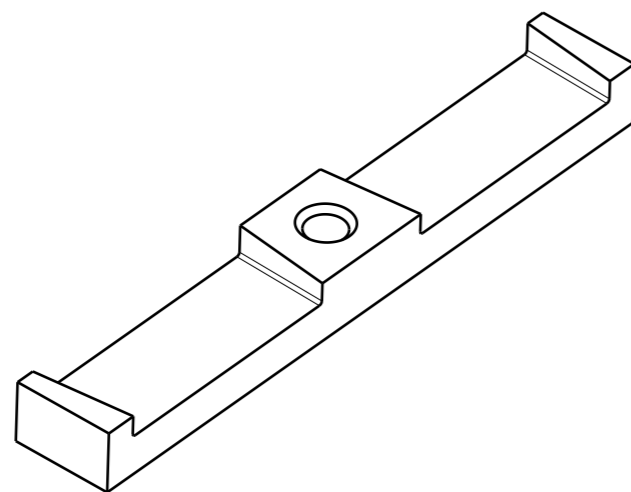
D

1

4



COSTRUIRE N.2 Pz  
ADOTTARE PROCEDURE PER LA PULIZIA PER ALTO VUOTO



Isometric view  
Scale: 1:1

<b>A</b>	24/08/2023	AT	GDM	RC	REVISIONE GENERALE
	02/08/2023	AT	GDM	RC	REVISIONE GENERALE
REV. N°	ISSUE DATE	DRAWN BY	CHECKED BY	APPROVED BY	DESCRIPTION / REMARKS
 <b>CONSORZIO RFX</b> Ricerca Formazione Innovazione		Consorzio RFX C.so Stati Uniti, 4 35127 Padova (Italy) Phone +39.0498295000 Fax +39.0498700718	GENERAL TOLERANCING <b>ISO 2768-m K</b>	MATERIAL <b>PEEK</b>	WEIGHT <b>0,03 kg</b>
NOT FOR PUBLICATION The information on this drawing is confidential under the terms of the RFX agreement. This information shall not be transmitted to anyone who is not authorised to receive it.			P. B. S. <b>PLASMA POSITION REFLECTOMETER</b> TITLE <b>FISSAGGIO ANTERIORE ANTENNE ORIZZONTALI PARTE 1</b>		REMOVE ALL BURRS AND SHARP EDGES DIMENSIONS IN MILLIMETRES UNLESS STATED
DOCS REF.					
ORIGINAL SCALE	MODEL 3D NUMBER				
<b>1:1</b>	<b>RFX.D1F1.0045</b>				
DRW SIZE	FIRST ANGLE PROJECTION				
<b>ISO A3</b>					
			<b>RFX.D1F1.0045</b>		
			SHEET	N.OF SHEETS	REVISION
			<b>1</b>	<b>1</b>	

1

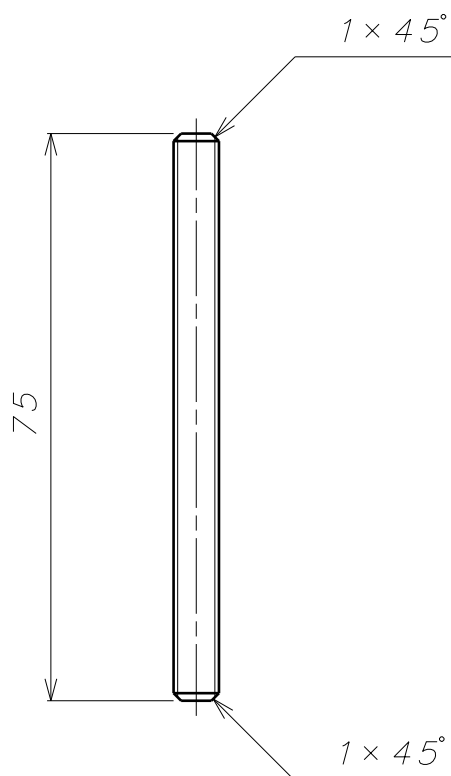
2

3

4

A

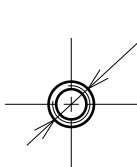
A



B

B

M6





Front view  
Scale: 1:1

C

C

COSTRUIRE 1 Pz  
ADOTTARE PROCEDURE PER LA PULIZIA PER ALTO VUOTO

REV. N°	ISSUE DATE	DRAWN BY	CHECKED BY	APPROVED BY	DESCRIPTION / REMARKS
A	24/08/2023	AT	GDM	RC	REVISIONE GENERALE
	02/08/2023	AT	GDM	RC	REVISIONE GENERALE

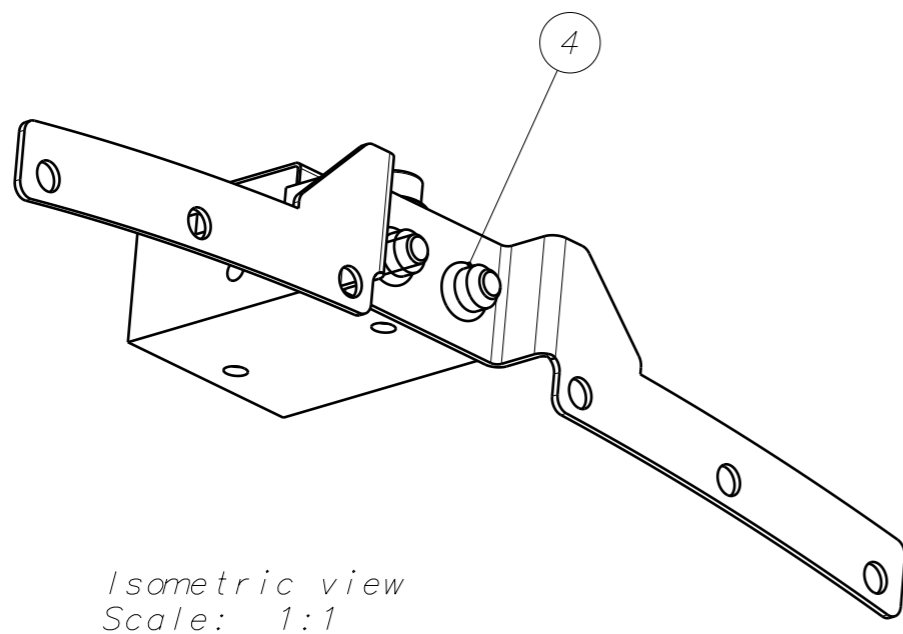
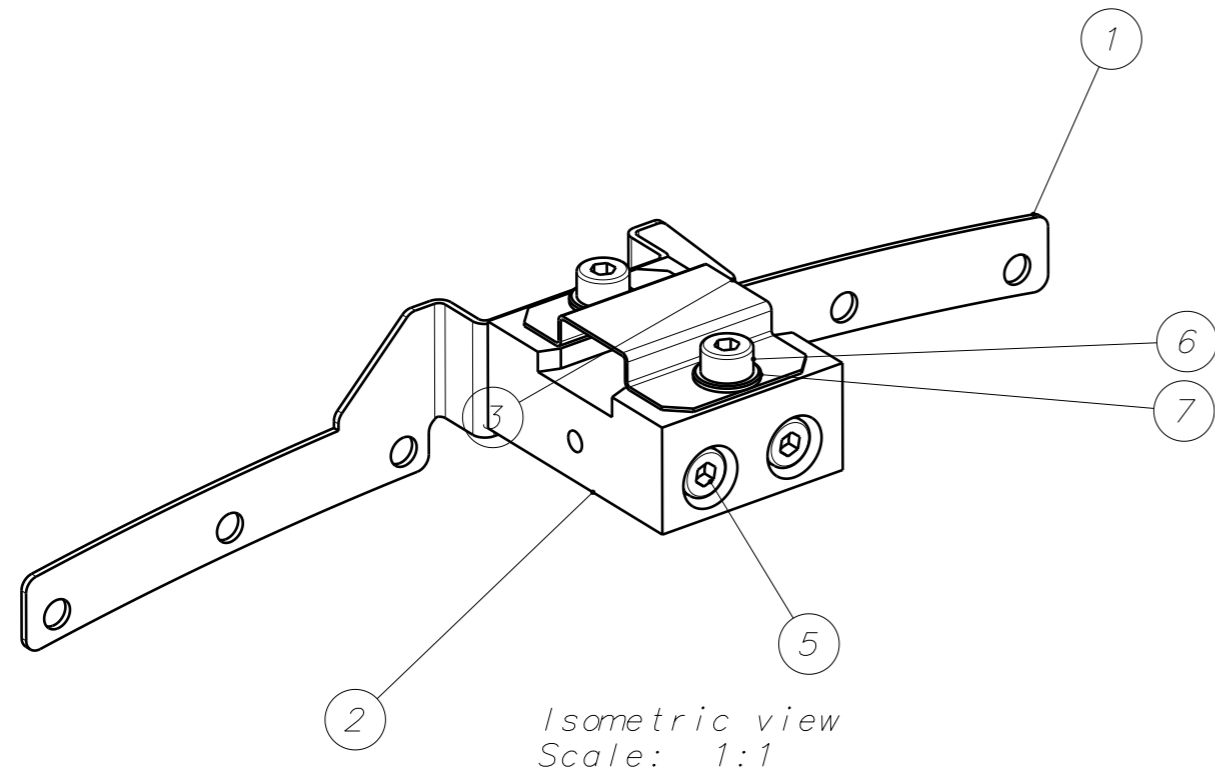
 <b>CONSORZIO RFX</b> Ricerca Formazione Innovazione	<b>Consorzio RFX</b> C.so Stati Uniti, 4 35127 Padova (Italy) Phone +39.0498295000 Fax +39.0498700718	GENERAL TOLERANCING <b>ISO 2768-m K</b>	MATERIAL <b>AISI 304 L</b>	WEIGHT 0,02 kg
	SURFACE TREATMENT UNLESS STATED	SURFACE TEXTURE UNLESS STATED 1,6	REMOVE ALL BURRS AND SHARP EDGES DIMENSIONS IN MILLIMETRES UNLESS STATED	
NOT FOR PUBLICATION The information on this drawing is confidential under the terms of the RFX agreement. This information shall not be transmitted to anyone who is not authorised to receive it		P. B. S. <b>PLASMA POSITION REFLECTOMETER</b> TITLE <b>FISSAGGIO ANTERIORE ANTENNE ORIZZONTALI</b> <b>PARTE 2</b>		
ORIGINAL SCALE <b>1:1</b>	MODEL 3D NUMBER <b>RFX.D1F1.0046</b>	DRAWING NUMBER <b>RFX.D1F1.0046</b>		SHEET <b>1</b>
DRW SIZE <b>ISO A4</b>	FIRST ANGLE PROJECTION			N.OF SHEETS <b>1</b>
		<b>A</b>		REVISION

D

D

1

4




Pos.	Definition	Q.ty	Part Number	Material
7	PLAIN WASHER NORMAL SERIES 4,3	4	ISO 7089 4,3 A2-70	A2-70
6	HEXAGON SOCKET HEAD CAP SCREW M4x16	2	ISO 4762 M4x16 A2-70	A2-70
5	HEXAGON SOCKET HEAD CAP SCREW M4x40	2	ISO 4762 M4x40 A2-70	A2-70
4	-	2	FIXI FTTG M04C THREADED INSERT	-
3	SUPPORTO CONDOTTO MICROONDE PARTE 03	1	RFX.D1F1.0033	AISI 304 L
2	SUPPORTO CONDOTTO MICROONDE PARTE 02	1	RFX.D1F1.0034	PEEK
1	SUPPORTO CONDOTTO MICROONDE PARTE 01	1	RFX.D1F1.0035	AISI 304 L

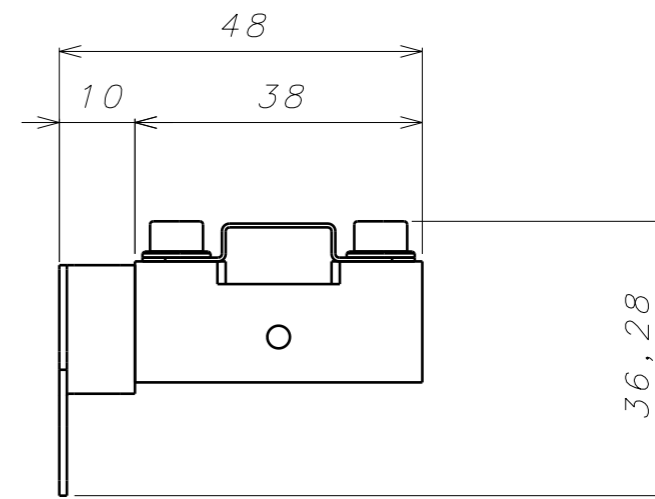
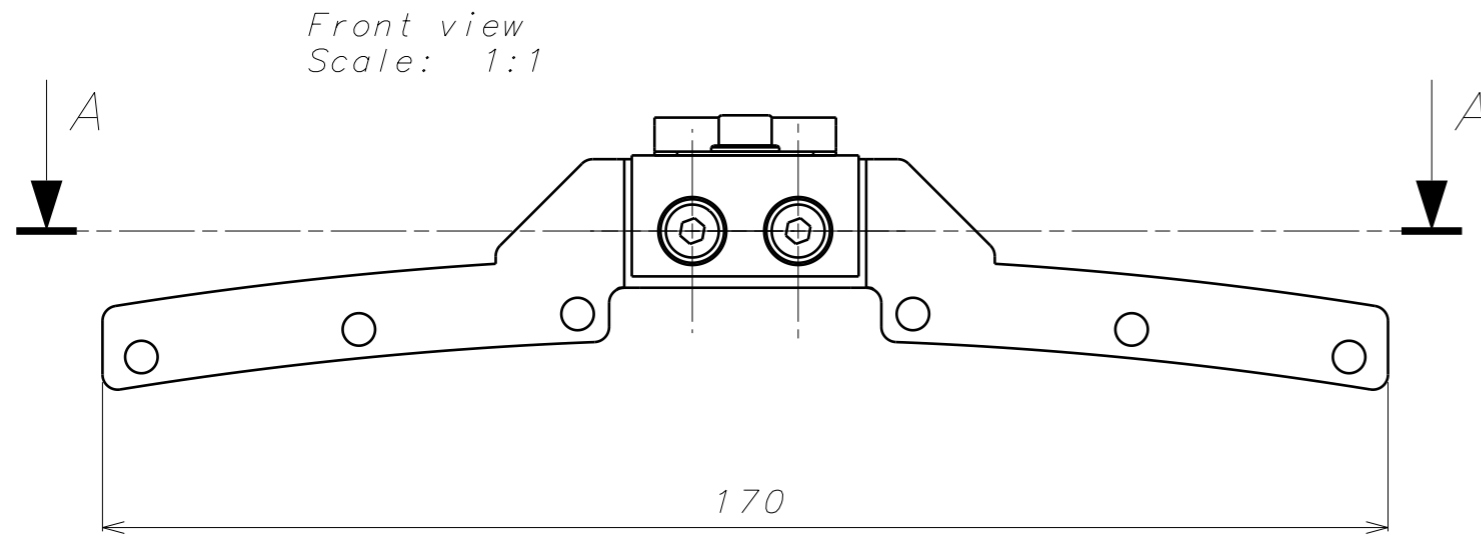
REV. N°	ISSUE DATE	DRAWN BY	CHECKED BY	APPROVED BY	DESCRIPTION / REMARKS
A	24/11/2022	AT	GDM	RC	REVISIONE GENERALE
	03/11/2022	AT	GDM	RC	EMISSIONE

GENERAL TOLERANCING	MATERIAL	WEIGHT

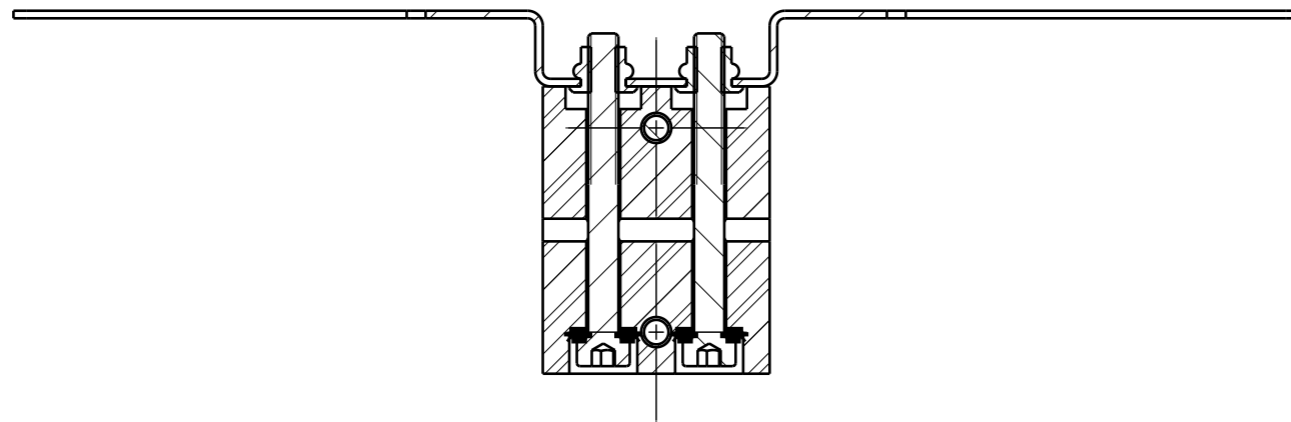
CONSORZIO RFX	SURFACE TREATMENT	SURFACE TEXTURE	REMOVE ALL BURRS AND SHARP EDGES
 C.so Stati Uniti, 4 35127 Padova (Italy) Phone +39.0498295000 Fax +39.0498700718 <b>CONSORZIO RFX</b> Ricerca Formazione Innovazione		UNLESS STATED	DIMENSIONS IN MILLIMETRES UNLESS STATED

NOT FOR PUBLICATION The information on this drawing is confidential under the terms of the RFX agreement. This information shall not be transmitted to anyone who is not authorised to receive it	P.B.S. <b>PLASMA POSITION REFLECTOMETER</b> TITLE <b>SUPPORTO CONDOTTO MICROONDE</b>
DOCS REF.	
ORIGINAL SCALE <b>1:1</b>	MODEL 3D NUMBER <b>RFX.D1F1.0011</b>
DRW SIZE <b>ISO A3</b>	FIRST ANGLE PROJECTION
<b>RFX.D1F1.0011</b>	
DRAWING NUMBER	SHEET N.OF SHEETS REVISION
	<b>1 2 A</b>




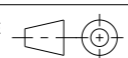


Left view  
Scale: 1:1



Section view A-A  
Scale: 1:1

ADOTTARE PROCEDURE PER LA PULIZIA PER ALTO VUOTO

REV. N°	ISSUE DATE	DRAWN BY	CHECKED BY	APPROVED BY	DESCRIPTION / REMARKS	
A	24/11/2022	AT	GDM	RC	REVISIONE GENERALE	
	03/11/2022	AT	GDM	RC	EMISSIONE	
 <b>CONSORZIO RFX</b> Ricerca Formazione Innovazione		Consorzio RFX C.so Stati Uniti, 4 35127 Padova (Italy) Phone +39.0498295000 Fax +39.0498700718		GENERAL TOLERANCING	MATERIAL	WEIGHT
NOT FOR PUBLICATION The information on this drawing is confidential under the terms of the RFX agreement. This information shall not be transmitted to anyone who is not authorised to receive it.		P. B. S. <b>PLASMA POSITION REFLECTOMETER</b> TITLE <b>SUPPORTO CONDOTTO MICROONDE</b>		SURFACE TREATMENT	SURFACE TEXTURE UNLESS STATED	REMOVE ALL BURRS AND SHARP EDGES
DOCS REF.		DRAWING NUMBER		DIMENSIONS IN MILLIMETRES UNLESS STATED		
ORIGINAL SCALE	MODEL 3D NUMBER	DRAWING NUMBER		SHEET	N.OF SHEETS	REVISION
1:1	RFX.D1F1.0011	RFX.D1F1.0011		2	2	A
DRW SIZE ISO A3	FIRST ANGLE PROJECTION					

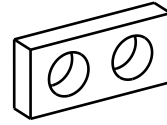
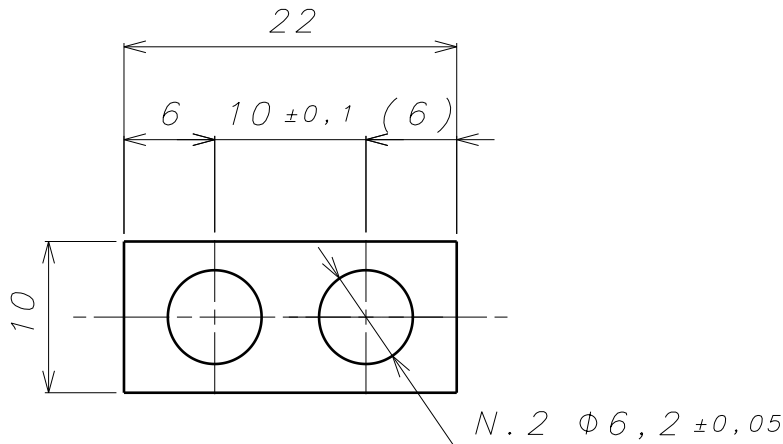
1

2

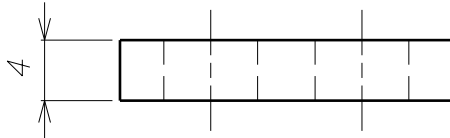
3

4

Front view  
Scale: 2:1


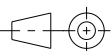


Isometric view  
Scale: 1:1



COSTRUIRE N.2 Pz  
PER LA PRODUZIONE DEL PEZZO ADOTTARE PROCEDURE PER ALTO VUOTO

REV. N°	ISSUE DATE	DRAWN BY	CHECKED BY	APPROVED BY	DESCRIPTION / REMARKS
A	24/08/2023	AT	AT	AT	REVISIONE GENERALE
	//	AT	GDM	RC	EMISSIONE

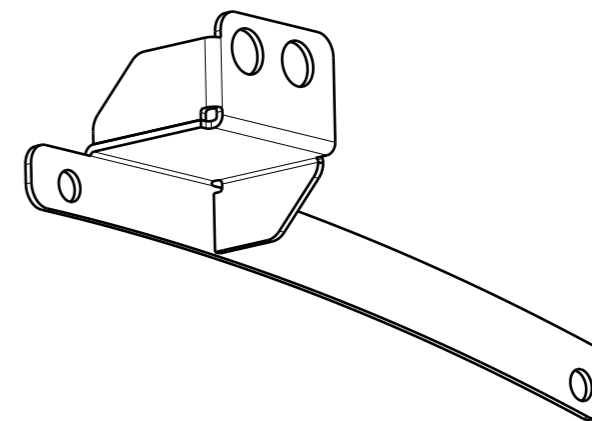
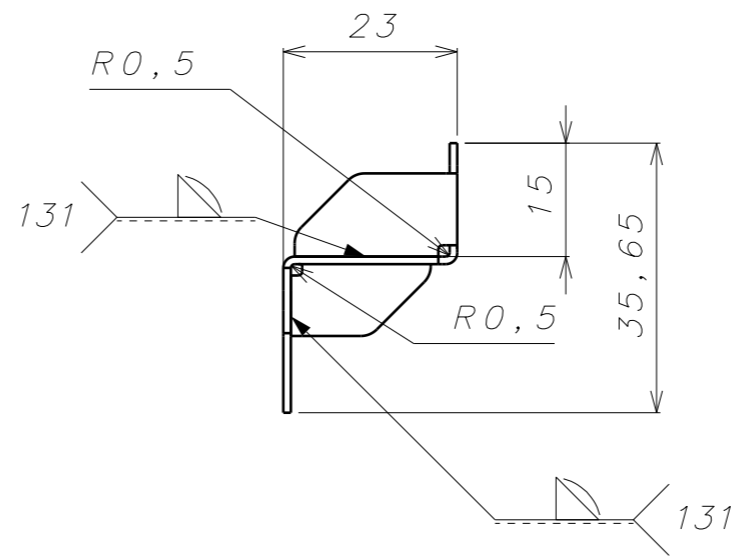
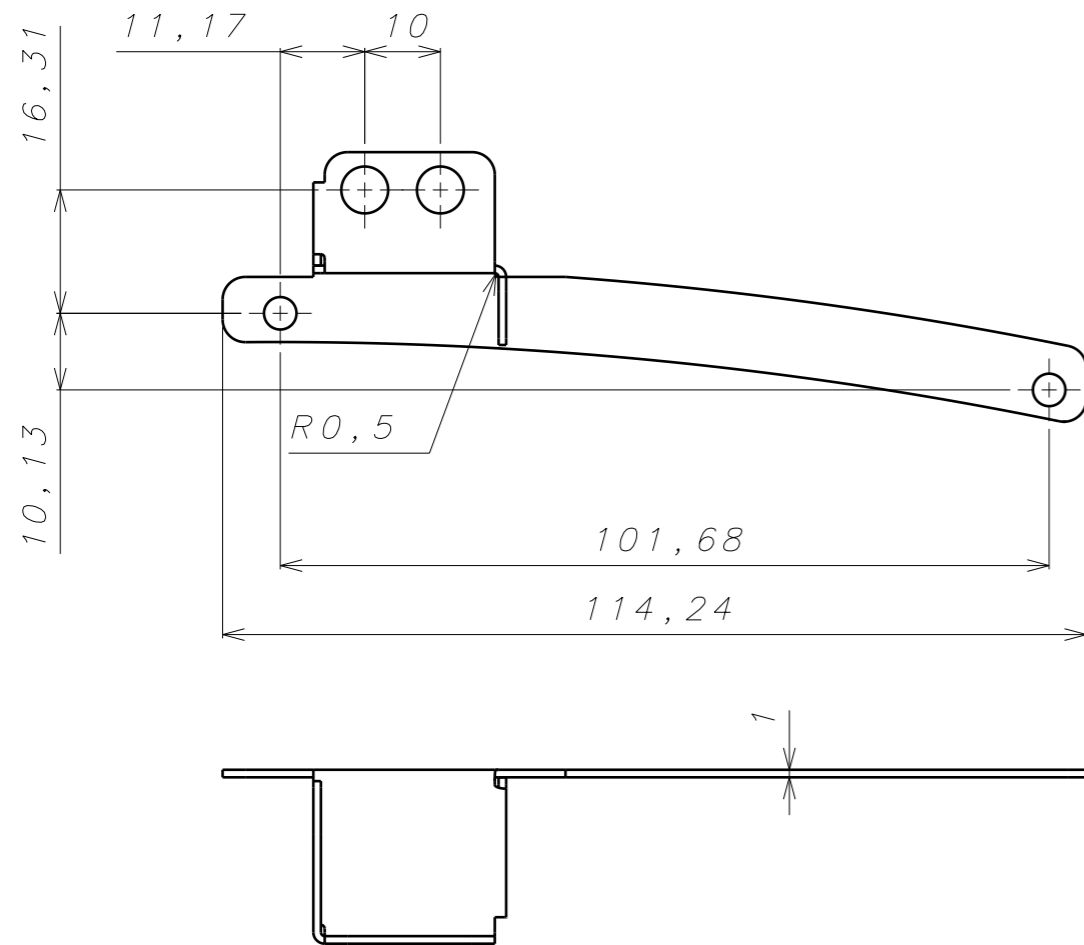
 <b>CONSORZIO RFX</b> Ricerca Formazione Innovazione	<b>Consorzio RFX</b> C.so Stati Uniti, 4 35127 Padova (Italy) Phone +39.0498295000 Fax +39.0498700718	GENERAL TOLERANCING <b>ISO 2768-m K</b>	MATERIAL <b>PEEK</b>	WEIGHT 0,001kg
	SURFACE TREATMENT	SURFACE TEXTURE UNLESS STATED <b>3,2</b>	REMOVE ALL BURRS AND SHARP EDGES	
	DIMENSIONS IN MILLIMETRES UNLESS STATED			
NOT FOR PUBLICATION The information on this drawing is confidential under the terms of the RFX agreement. This information shall not be transmitted to anyone who is not authorised to receive it		P. B. S. <b>PLASMA POSITION REFLECTOMETER</b> TITLE <b>ISOLAMENTO ANTENNA MICROONDE</b>		
ORIGINAL SCALE <b>2:1</b>	MODEL 3D NUMBER <b>RFX.D1F1.0019</b>	DRAWING NUMBER <b>RFX.D1F1.0019</b>		SHEET <b>1</b>
DRW SIZE <b>ISO A4</b>	FIRST ANGLE PROJECTION			N.OF SHEETS <b>1</b>
			REVISION <b>A</b>	

1

4




Front view  
Scale: 1:1



Isometric view  
Scale: 1:1

COSTRUIRE N.1 Pz  
PER LA PRODUZIONE DEL PEZZO ADOTTARE PROCEDURE PER ALTO VUOTO

REV. N°	ISSUE DATE	DRAWN BY	CHECKED BY	APPROVED BY	DESCRIPTION / REMARKS
A	24/08/2023	AT	GDM	RC	REVISIONE GENERALE
	02/08/2023	AT	GDM	RC	REVISIONE GENERALE

 <b>CONSORZIO RFX</b> Ricerca Formazione Innovazione	C.so Stati Uniti, 4 35127 Padova (Italy) Phone +39.0498295000 Fax +39.0498700718	GENERAL TOLERANCING <b>ISO 2768-m K</b>	MATERIAL <b>AI SI 304 L</b>	WEIGHT <b>0,038kg</b>
	SURFACE TREATMENT	SURFACE TEXTURE UNLESS STATED <b>1,6</b>	REMOVE ALL BURRS AND SHARP EDGES DIMENSIONS IN MILLIMETRES UNLESS STATED	
NOT FOR PUBLICATION The information on this drawing is confidential under the terms of the RFX agreement. This information shall not be transmitted to anyone who is not authorised to receive it		P.B.S. <b>PLASMA POSITION REFLECTOMETER</b> TITLE <b>SUPPORTO ANTENNA PARABOLICA SINISTRA</b>		
ORIGINAL SCALE <b>1:1</b>	MODEL 3D NUMBER <b>RFX.D1F1.0020</b>	DRAWING NUMBER <b>RFX.D1F1.0020</b>		
DRW SIZE <b>ISO A3</b>	FIRST ANGLE PROJECTION	SHEET <b>1</b>		
		N.OF SHEETS <b>2</b>		REVISION <b>A</b>

1 2 3 4 5 6 7 8

A

A

B

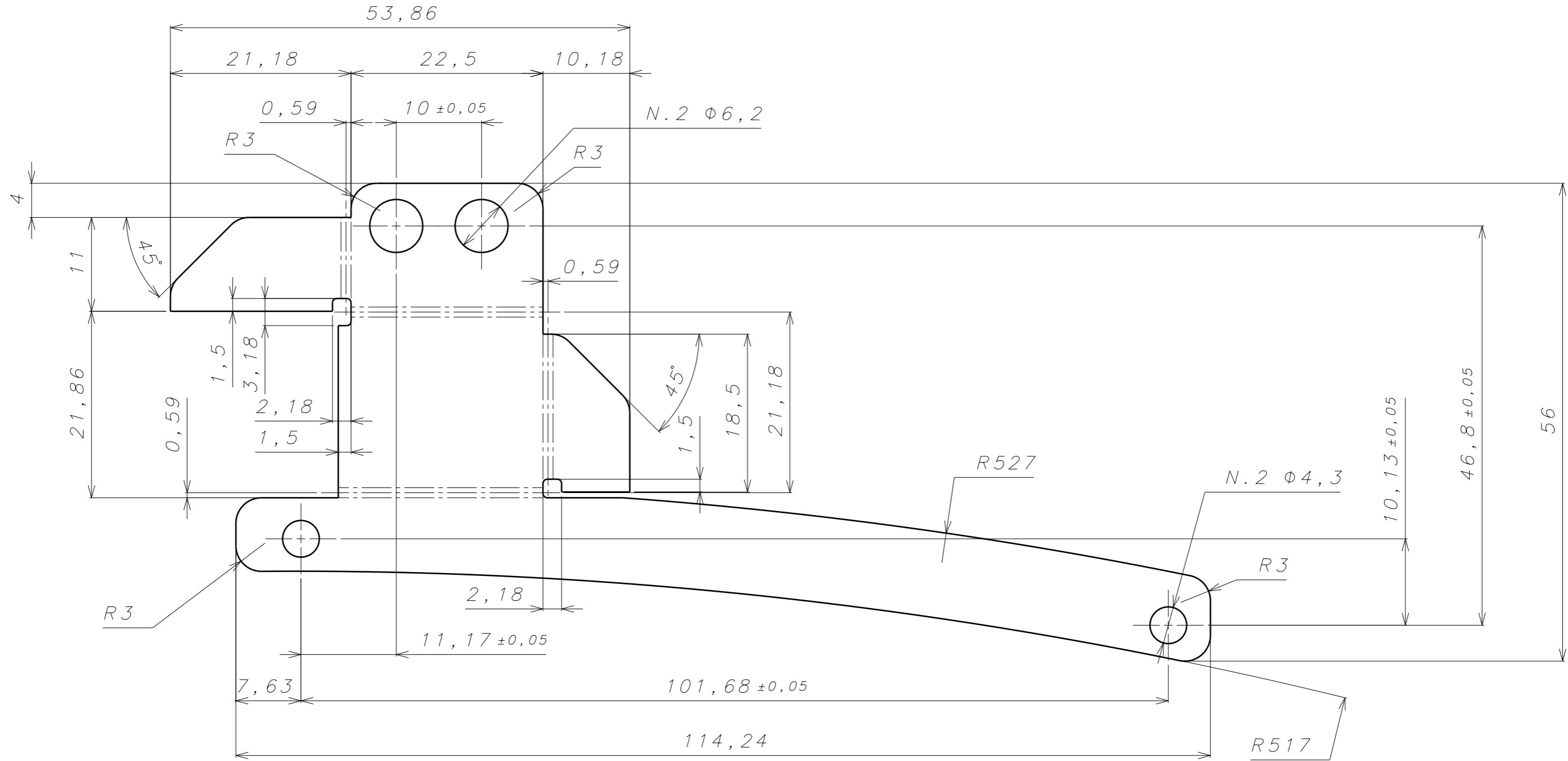
B

C


C

D

D



Unfolded view  
Scale: 2:1

<b>A</b>	24/08/2023	AT	GDM	RC	REVISIONE GENERALE
	02/08/2023	AT	GDM	RC	REVISIONE GENERALE
REV. N°	ISSUE DATE	DRAWN BY	CHECKED BY	APPROVED BY	DESCRIPTION / REMARKS
 <b>CONSORZIO RFX</b> Ricerca Formazione Innovazione		C.so Stati Uniti, 4 35127 Padova (Italy) Phone +39.0498295000 Fax +39.0498700718		GENERAL TOLERANCING <b>ISO 2768-m K</b>	MATERIAL <b>AINI 304 L</b>
			SURFACE TREATMENT	SURFACE TEXTURE UNLESS STATED 1,6	REMOVE ALL BURRS AND SHARP EDGES DIMENSIONS IN MILLIMETRES UNLESS STATED
NOT FOR PUBLICATION The information on this drawing is confidential under the terms of the RFX agreement. This information shall not be transmitted to anyone who is not authorised to receive it.			P. B. S. <b>PLASMA POSITION REFLECTOMETER</b> TITLE <b>SUPPORTO ANTENNA PARABOLICA SINISTRA</b>		
ORIGINAL SCALE <b>2:1</b>		MODEL 3D NUMBER <b>RFX.D1F1.0020</b>		DRAWING NUMBER <b>RFX.D1F1.0020</b>	
DRW SIZE <b>ISO A3</b>	FIRST ANGLE PROJECTION		SHEET <b>2</b>	N.OF SHEETS <b>2</b>	REVISION <b>A</b>

1 2 3 4 5 6 7 8

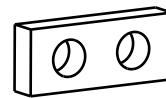
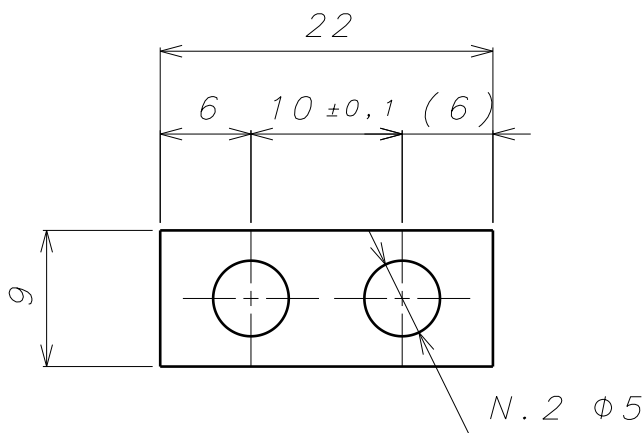
1

2

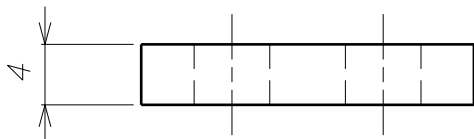
3

4

Front view  
Scale: 2:1




Isometric view  
Scale: 1:1



COSTRUIRE 2 Pz  
PER LA PRODUZIONE DEL PEZZO ADOTTARE PROCEDURE PER ALTO VUOTO

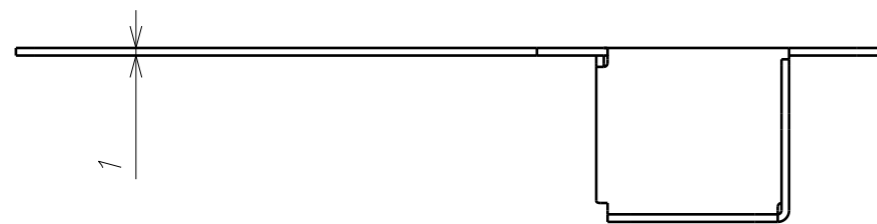
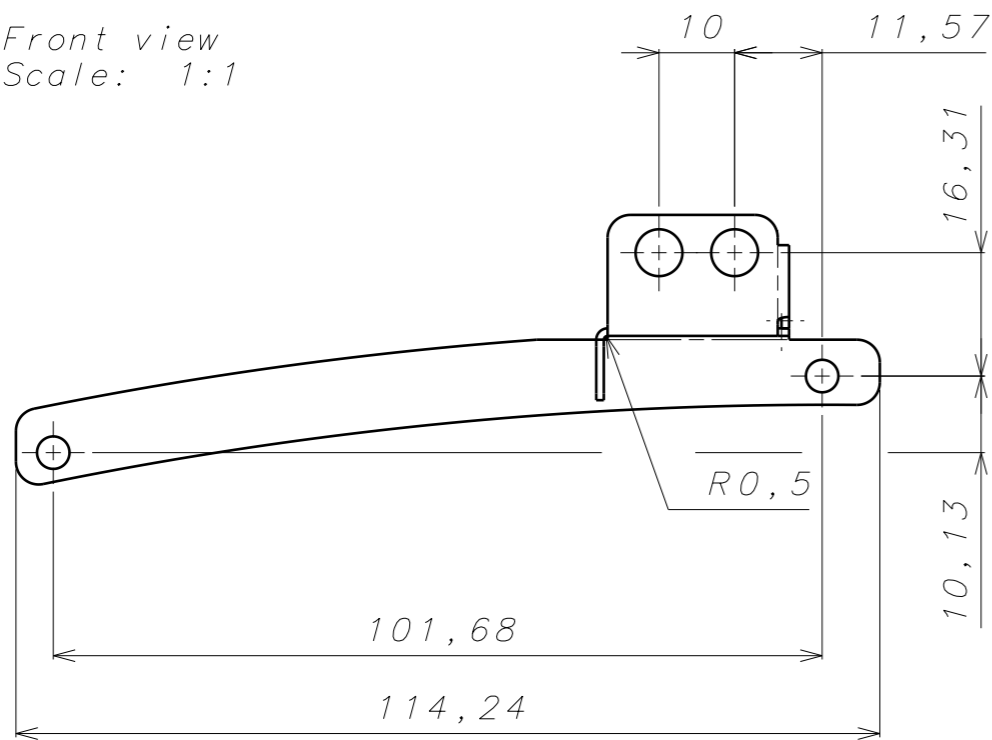
REV. N°	ISSUE DATE	DRAWN BY	CHECKED BY	APPROVED BY	DESCRIPTION / REMARKS
A	24/08/2023	AT	GDM	RC	REVISIONE GENERALE
	03/11/2022	AT	GDM	RC	EMISSIONE

 <b>CONSORZIO RFX</b> Ricerca Formazione Innovazione	<b>Consorzio RFX</b> C.so Stati Uniti, 4 35127 Padova (Italy) Phone +39.0498295000 Fax +39.0498700718	GENERAL TOLERANCING <b>ISO 2768-m K</b>	MATERIAL <b>PEEK</b>	WEIGHT 0,002kg
		SURFACE TREATMENT	SURFACE TEXTURE UNLESS STATED <b>1,6</b>	REMOVE ALL BURRS AND SHARP EDGES DIMENSIONS IN MILLIMETRES UNLESS STATED
NOT FOR PUBLICATION The information on this drawing is confidential under the terms of the RFX agreement. This information shall not be transmitted to anyone who is not authorised to receive it		P. B. S. <b>PLASMA POSITION REFLECTOMETER</b> TITLE <b>ISOLAMENTO GUIDA D ONDA TWISTATO</b>		
ORIGINAL SCALE <b>2:1</b>	MODEL 3D NUMBER <b>RFX.D1F1.0022</b>	DRAWING NUMBER <b>RFX.D1F1.0022</b>		SHEET <b>1</b>
DRW SIZE <b>ISO A4</b>	FIRST ANGLE PROJECTION			N.OF SHEETS <b>1</b>
				REVISION <b>A</b>

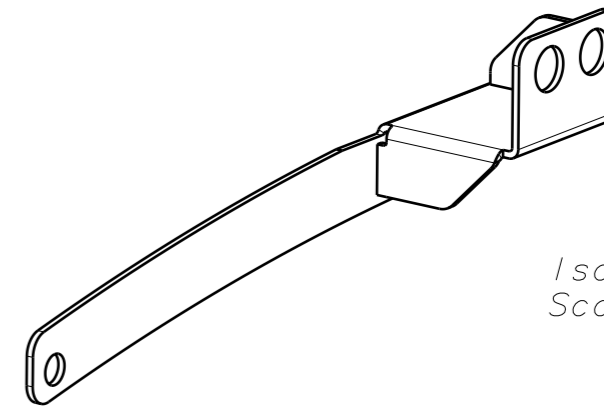
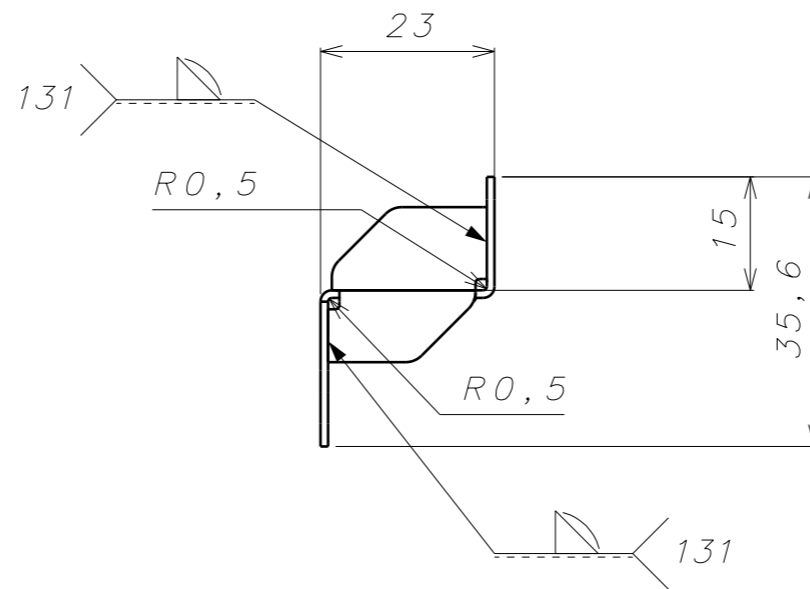
1

4

Front view  
Scale: 1:1



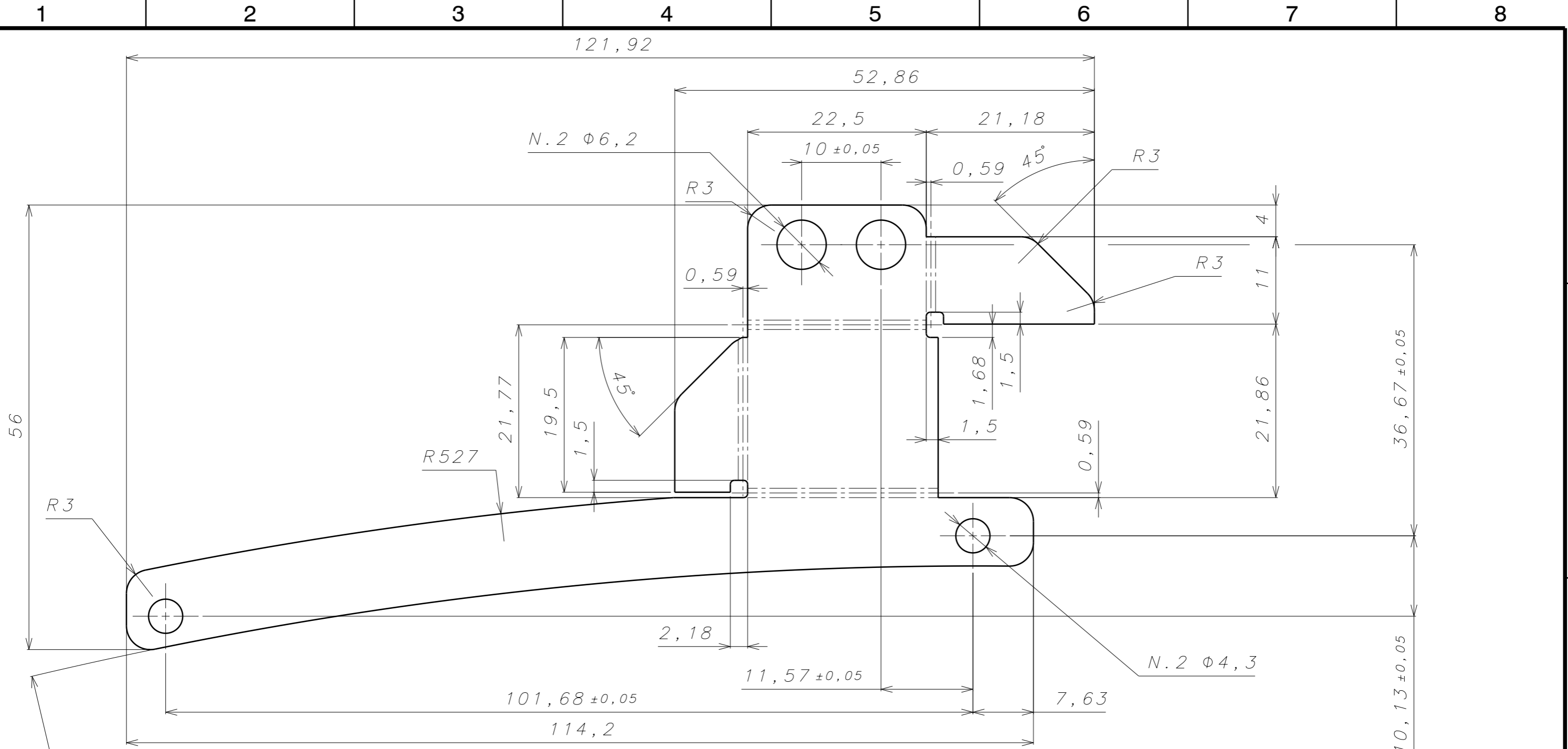
Top view  
Scale: 1:1



Isometric view  
Scale: 1:1


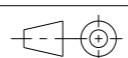
COSTRUIRE N.1 Pz  
PER LA PRODUZIONE DEL PEZZO ADOTTARE PROCEDURE PER ALTO VUOTO

<table border="1"> <tr> <td>A</td> <td>24/08/2023</td> <td>AT</td> <td>GDM</td> <td>RC</td> <td>REVISIONE GENERALE</td> </tr> <tr> <td></td> <td>02/08/2023</td> <td>AT</td> <td>GDM</td> <td>RC</td> <td>REVISIONE GENERALE</td> </tr> <tr> <th>REV. N°</th> <th>ISSUE DATE</th> <th>DRAWN BY</th> <th>CHECKED BY</th> <th>APPROVED BY</th> <th>DESCRIPTION / REMARKS</th> </tr> </table>						A	24/08/2023	AT	GDM	RC	REVISIONE GENERALE		02/08/2023	AT	GDM	RC	REVISIONE GENERALE	REV. N°	ISSUE DATE	DRAWN BY	CHECKED BY	APPROVED BY	DESCRIPTION / REMARKS
A	24/08/2023	AT	GDM	RC	REVISIONE GENERALE																		
	02/08/2023	AT	GDM	RC	REVISIONE GENERALE																		
REV. N°	ISSUE DATE	DRAWN BY	CHECKED BY	APPROVED BY	DESCRIPTION / REMARKS																		
 <b>CONSORZIO RFX</b> Ricerca Formazione Innovazione		Consorzio RFX C.so Stati Uniti, 4 35127 Padova (Italy) Phone +39.0498295000 Fax +39.0498700718		GENERAL TOLERANCING <b>ISO 2768-m K</b>		MATERIAL <b>AISI 304 L</b>	WEIGHT <b>0,018kg</b>																
NOT FOR PUBLICATION The information on this drawing is confidential under the terms of the RFX agreement. This information shall not be transmitted to anyone who is not authorised to receive it.		SURFACE TREATMENT		SURFACE TEXTURE UNLESS STATED <b>1,6</b>		REMOVE ALL BURRS AND SHARP EDGES DIMENSIONS IN MILLIMETRES UNLESS STATED																	
P.B.S. <b>PLASMA POSITION REFLECTOMETER</b> TITLE <b>SUPPORTO ANTENNA PARABOLICA DESTRA</b>		ORIGINAL SCALE <b>1:1</b>		MODEL 3D NUMBER <b>RFX.D1F1.0023</b>		DRAWING NUMBER <b>RFX.D1F1.0023</b>	SHEET <b>1</b>	N.OF SHEETS <b>2</b>	REVISION <b>A</b>														
DRW SIZE <b>ISO A3</b>		FIRST ANGLE PROJECTION				<b>6</b>	<b>7</b>	<b>8</b>															

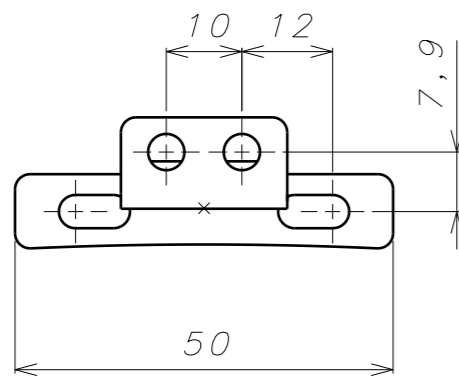


R517

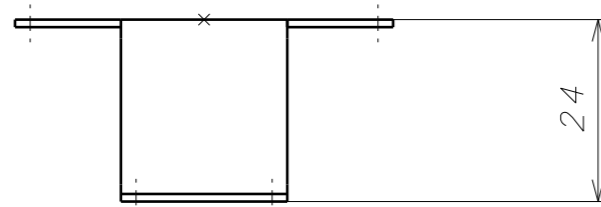
Unfolded view  
Scale: 2:1

<b>A</b>	24/08/2023	AT	GDM	RC	REVISIONE GENERALE	
	02/08/2023	AT	GDM	RC	REVISIONE GENERALE	
REV. N°	ISSUE DATE	DRAWN BY	CHECKED BY	APPROVED BY	DESCRIPTION / REMARKS	
 <b>CONSORZIO RFX</b> Ricerca Formazione Innovazione		Consorzio RFX C.so Stati Uniti, 4 35127 Padova (Italy) Phone +39.0498295000 Fax +39.0498700718		GENERAL TOLERANCING <b>ISO 2768-m K</b>	MATERIAL <b>AISI 304 L</b>  SURFACE TREATMENT SURFACE TEXTURE UNLESS STATED <b>1,6</b>	WEIGHT <b>0,018kg</b>  REMOVE ALL BURRS AND SHARP EDGES  DIMENSIONS IN MILLIMETRES UNLESS STATED
NOT FOR PUBLICATION The information on this drawing is confidential under the terms of the RFX agreement. This information shall not be transmitted to anyone who is not authorised to receive it.			P. B. S. <b>PLASMA POSITION REFLECTOMETER</b> TITLE <b>SUPPORTO ANTENNA PARABOLICA DESTRA</b>			
ORIGINAL SCALE <b>2:1</b>		MODEL 3D NUMBER <b>RFX.D1F1.0023</b>		DRAWING NUMBER <b>RFX.D1F1.0023</b>		
DRW SIZE <b>ISO A3</b>		FIRST ANGLE PROJECTION 		SHEET <b>2</b>		
				N.OF SHEETS <b>2</b>		
				REVISION <b>A</b>		

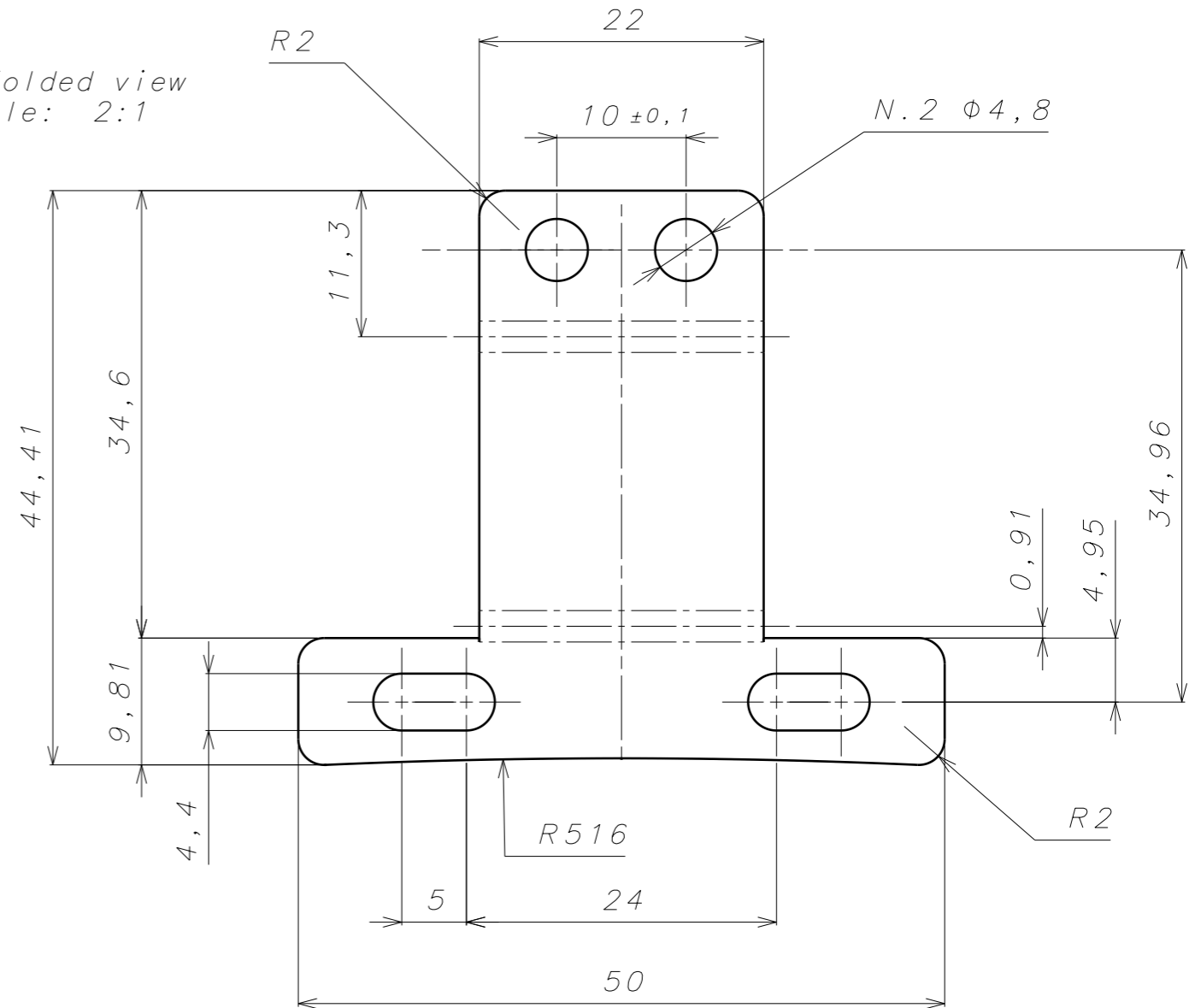
Front view  
Scale: 1:1



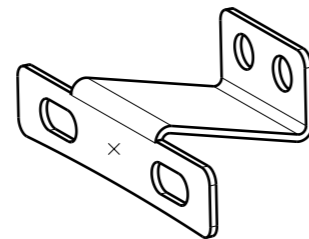
Top view  
Scale: 1:1




Unfolded view  
Scale: 2:1



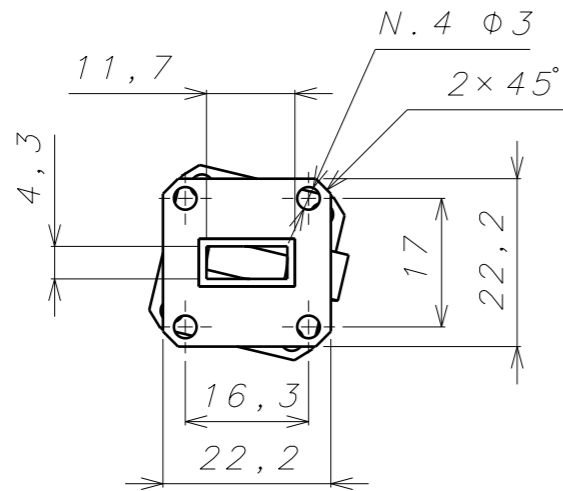
COSTRUIRE N.2 Pz  
PER LA PRODUZIONE DEL PEZZO ADOTTARE PROCEDURE PER ALTO VUOTO



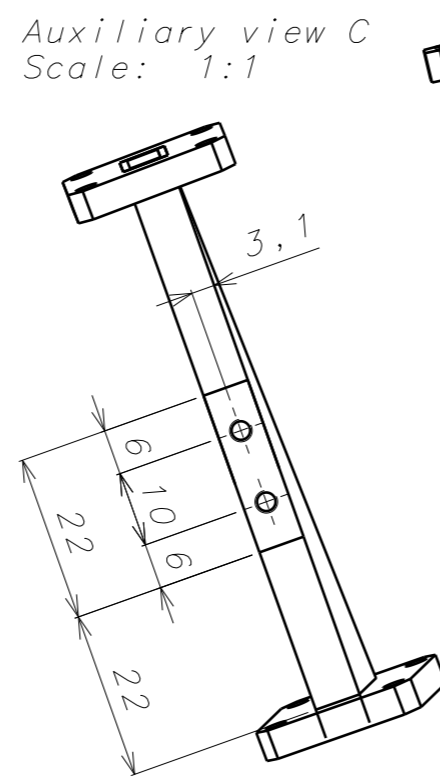
Isometric view  
Scale: 1:1

A		21/08/2023	AT	GDM	RC	REVISIONE GENERALE
		//	AT	GDM	RC	FIRST ISSUE
REV. N°	ISSUE DATE	DRAWN BY	CHECKED BY	APPROVED BY	DESCRIPTION / REMARKS	
 <b>CONSORZIO RFX</b> Ricerca Formazione Innovazione		Consorzio RFX C.so Stati Uniti, 4 35127 Padova (Italy) Phone +39.0498295000 Fax +39.0498700718		GENERAL TOLERANCING <b>ISO 2768-m K</b>		MATERIAL <b>AINI 304 L</b>
NOT FOR PUBLICATION The information on this drawing is confidential under the terms of the RFX agreement. This information shall not be transmitted to anyone who is not authorised to receive it.		P.B.S. <b>PLASMA POSITION REFLECTOMETER</b>		SURFACE TREATMENT SURFACE TEXTURE UNLESS STATED <b>1,6</b>		REMOVE ALL BURRS AND SHARP EDGES DIMENSIONS IN MILLIMETRES UNLESS STATED
TITLE <b>SUPPORTO TWIST GUIDA D ONDA DESTRO E SINISTRO</b>		ORIGINAL SCALE <b>1:1</b>		MODEL 3D NUMBER <b>RFX.D1F1.0024</b>		
DRW SIZE <b>ISO A3</b>		FIRST ANGLE PROJECTION		DRAWING NUMBER <b>RFX.D1F1.0024</b>		SHEET <b>1</b>
				N.OF SHEETS <b>1</b>		REVISION <b>A</b>

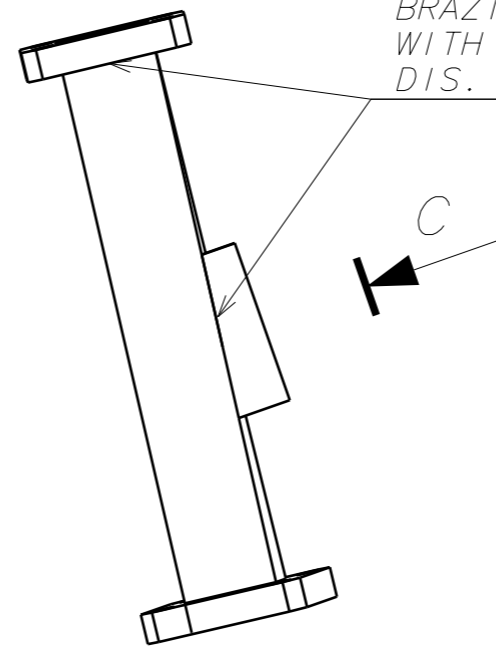
Bottom view  
Scale: 1:1



Auxiliary view C  
Scale: 1:1



Auxiliary view B  
Scale: 1:1



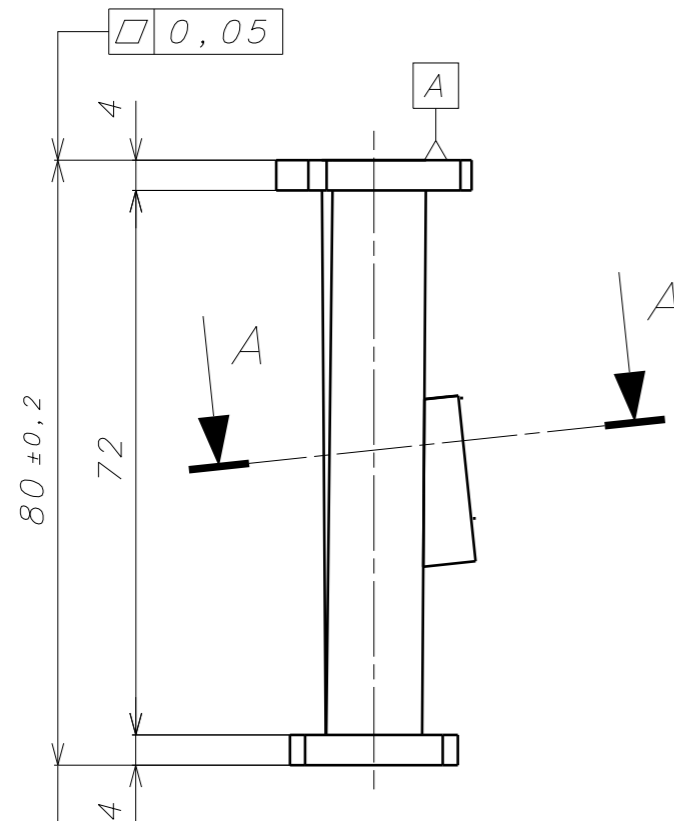
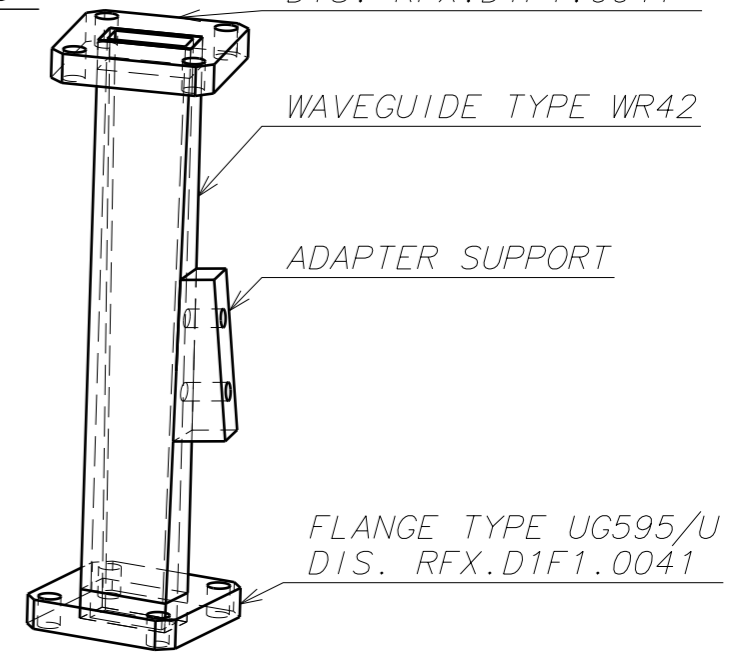
FLANGE TYPE UG595/U  
DIS. RFX.D1F1.0041

WAVEGUIDE TYPE WR42

ADAPTER SUPPORT

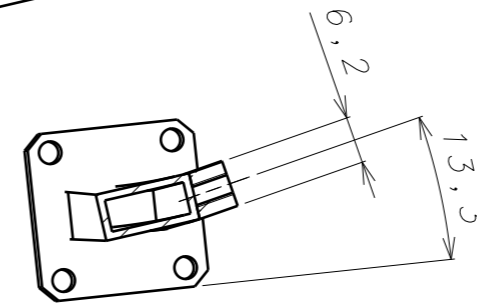
FLANGE TYPE UG595/U  
DIS. RFX.D1F1.0041

Isometric view  
Scale: 1:1



Front view  
Scale: 1:1

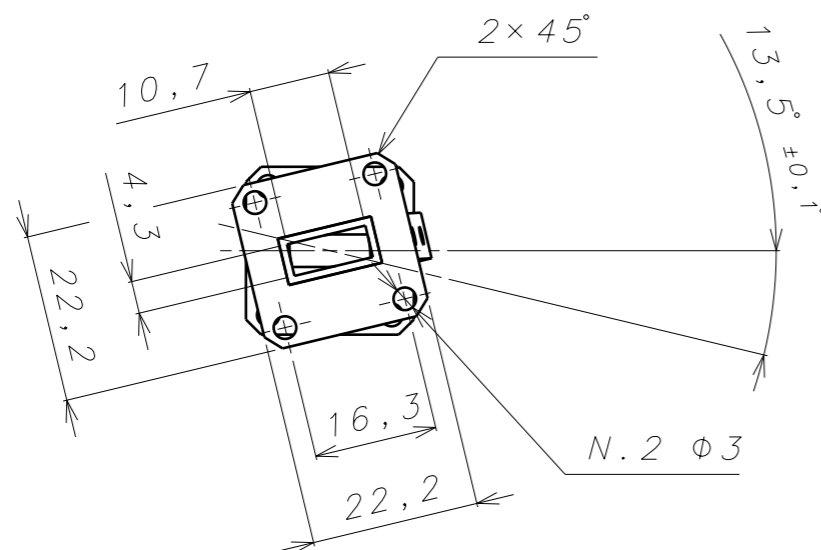
Section view A-A  
Scale: 1:1



FOR THE MACHINING OF THE COMPONENTS,  
ADOPT PROCEDURES FOR HIGH VACUUM

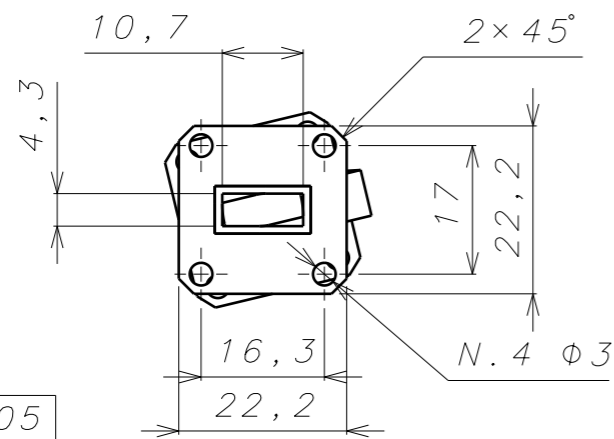
TO BUILD THE ADAPTER SUPPORT SEE THE STP FILE

□ 0,05  
// 0,2 A

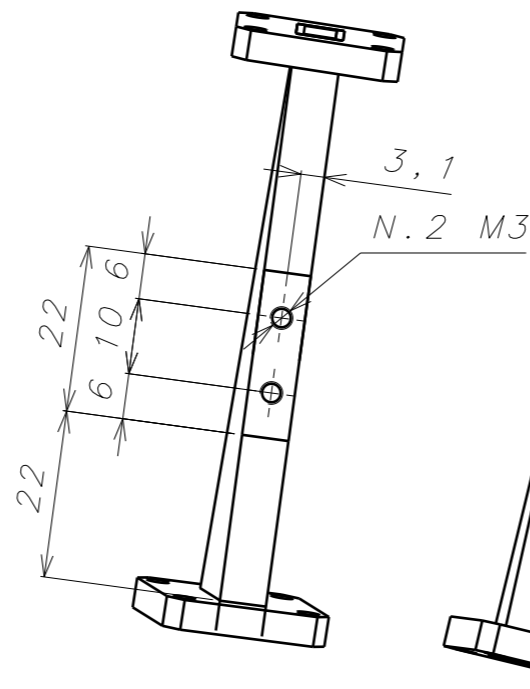


A	24/08/2023	AT	AT	AT	REVISIONE GENERALE
	//	AT	GDM	RC	FIRST ISSUE
REV. N°	ISSUE DATE	DRAWN BY	CHECKED BY	APPROVED BY	DESCRIPTION / REMARKS
		Consorzio RFX C.so Stati Uniti, 4 35127 Padova (Italy) Phone +39.0498295000 Fax +39.0498700718		GENERAL TOLERANCING <b>ISO 2768-m K</b>	MATERIAL <b>CU(H96Y)</b>
NOT FOR PUBLICATION The information on this drawing is confidential under the terms of the RFX agreement. This information shall not be transmitted to anyone who is not authorised to receive it		SURFACE TREATMENT		SURFACE TEXTURE UNLESS STATED <b>1,6</b>	REMOVE ALL BURRS AND SHARP EDGES DIMENSIONS IN MILLIMETRES UNLESS STATED
P.B.S. <b>PLASMA POSITION REFLECTOMETER</b> TITLE <b>CONDOTTO MICROONDE TWISTATO SINISTRO</b>					
DOCS REF.					
ORIGINAL SCALE	MODEL 3D NUMBER				
<b>1:1</b>	<b>RFX.D1F1.0025</b>				
DRW SIZE	FIRST ANGLE PROJECTION		DRAWING NUMBER		SHEET
<b>ISO A3</b>			<b>RFX.D1F1.0025</b>		<b>1</b>
				N.OF SHEETS	REVISION
				<b>1</b>	<b>A</b>

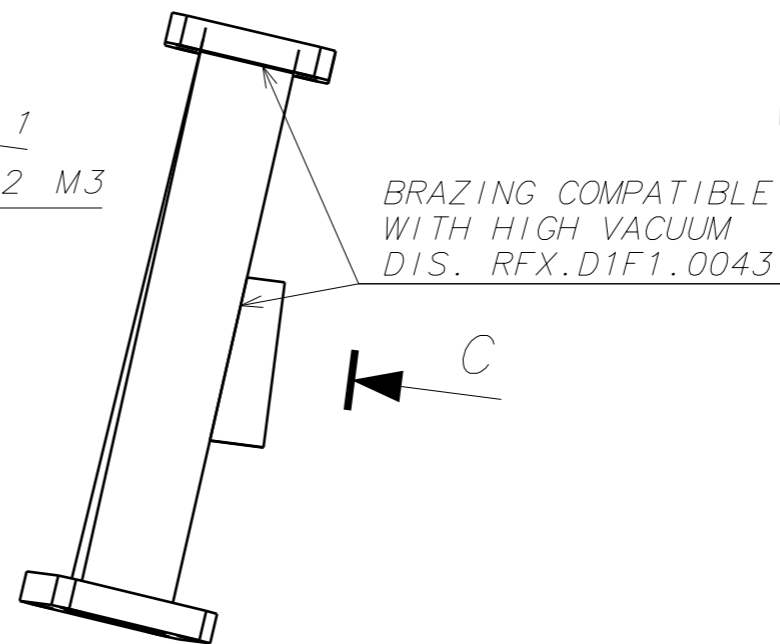
Bottom view  
Scale: 1:1



Auxiliary view C  
Scale: 1:1



Auxiliary view B  
Scale: 1:1




FLANGE TYPE UG595/U  
DIS. RFX.D1F1.0041

WAVEGUIDE TYPE WR42

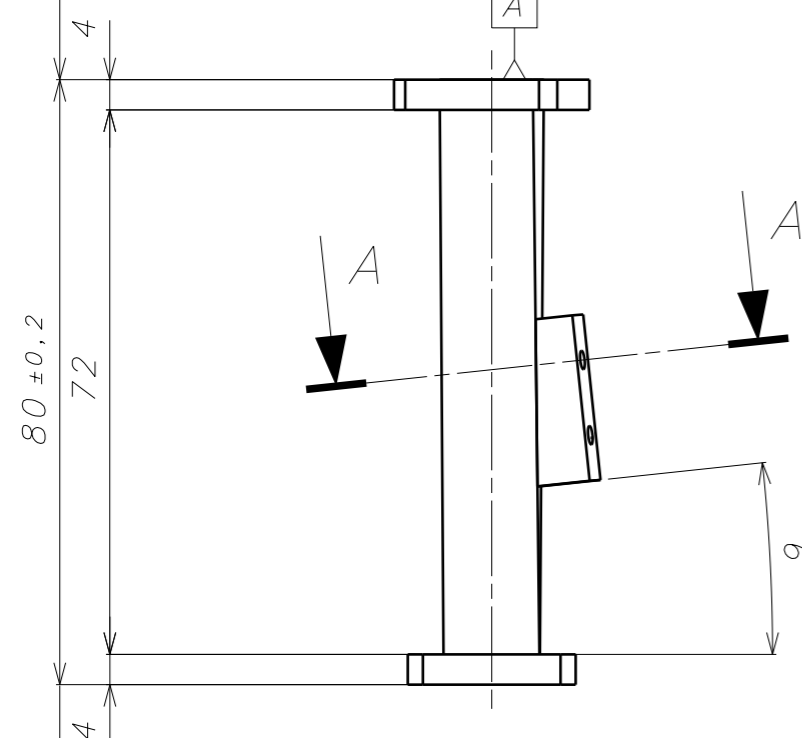
ADAPTER SUPPORT

FLANGE TYPE UG595/U  
DIS. RFX.D1F1.0041

Isometric view  
Scale: 1:1

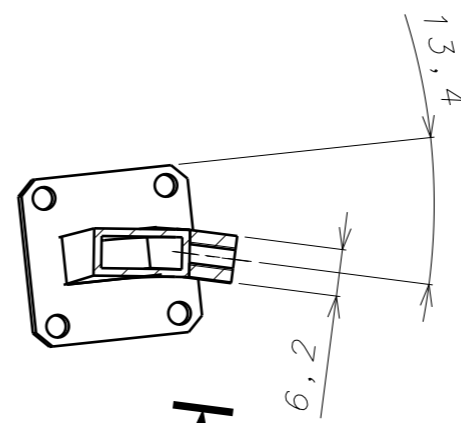


0,05



Front view  
Scale: 1:1

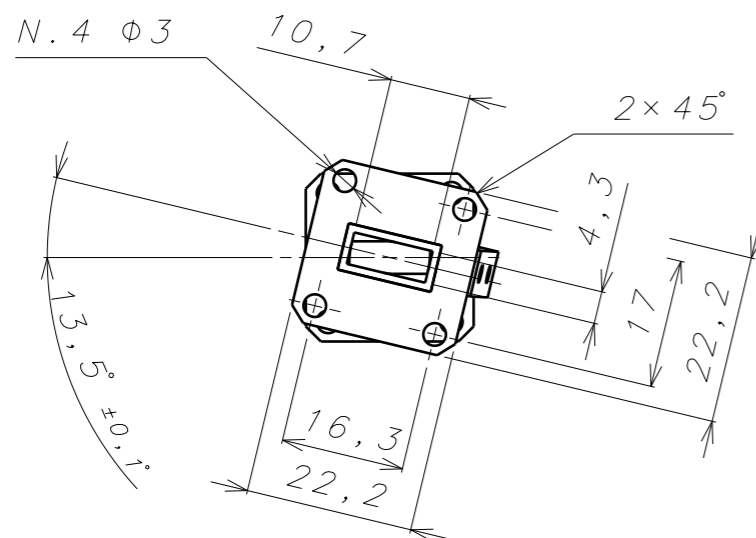
Section view A-A  
Scale: 1:1




FOR THE MACHINING OF THE COMPONENTS,  
ADOPT PROCEDURES FOR HIGH VACUUM

TO BUILD THE ADAPTER SUPPORT SEE THE STP FILE

0,05  
0,2 A



A						25/08/2023	AT	AT	AT	REVISIONE GENERALE	
REV. N°						II	AT	GDM	RC	FIRST ISSUE	
ISSUE DATE							DRAWN BY	CHECKED BY	APPROVED BY	DESCRIPTION / REMARKS	
 <b>CONSorzio RFX</b> Ricerca Formazione Innovazione C.so Stati Uniti, 4 35127 Padova (Italy) Phone +39.0498295000 Fax +39.0498700718						GENERAL TOLERANCING <b>ISO 2768-m K</b>			MATERIAL <b>CU(H96Y)</b>		WEIGHT <b>0,058KG</b>
NOT FOR PUBLICATION The information on this drawing is confidential under the terms of the RFX agreement. This information shall not be transmitted to anyone who is not authorised to receive it.						SURFACE TREATMENT SURFACE TEXTURE UNLESS STATED <b>1,6</b>			REMOVE ALL BURRS AND SHARP EDGES DIMENSIONS IN MILLIMETRES UNLESS STATED		
P.B.S. <b>PLASMA POSITION REFLECTOMETER</b> TITLE <b>CONDOTTO MICROONDE TWISTATO DESTRO</b>						ORIGINAL SCALE <b>1:1</b>				MODEL 3D NUMBER <b>RFX.D1F1.0027</b>	
DOCS REF.						DRAWING NUMBER <b>RFX.D1F1.0027</b>			SHEET	N.OF SHEETS	REVISION
DRW SIZE <b>ISO A3</b>						FIRST ANGLE PROJECTION			<b>1</b>	<b>1</b>	<b>A</b>



1

2

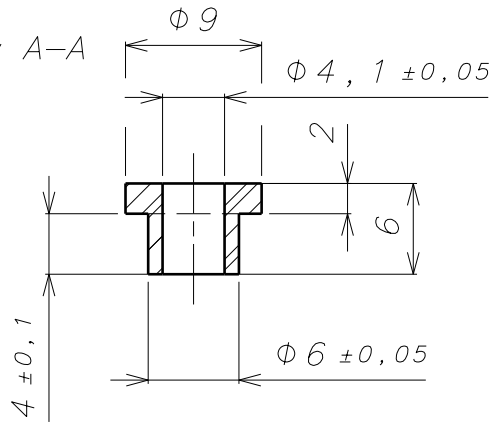
3

4

A

A

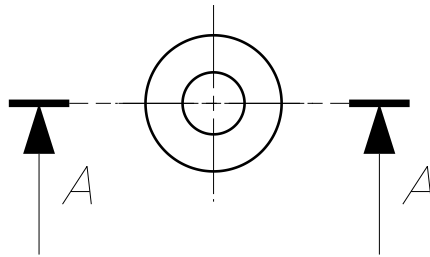
Section view A-A  
Scale: 2:1



Isometric view  
Scale: 1:1

B

B




Front view  
Scale: 2:1

C

C

COSTRUIRE N. 4 Pz  
PER LA PRODUZIONE DEL PEZZO ADOTTARE PROCEDURE PER ALTO VUOTO

REV. N°	ISSUE DATE	DRAWN BY	CHECKED BY	APPROVED BY	DESCRIPTION / REMARKS
A	24/08/2023	AT	GDM	RC	REVISIONE GENERALE
	03/11/2022	AT	GDM	RC	EMISSIONE

 <b>CONSORZIO RFX</b> Ricerca Formazione Innovazione	<b>Consorzio RFX</b> C.so Stati Uniti, 4 35127 Padova (Italy) Phone +39.0498295000 Fax +39.0498700718	GENERAL TOLERANCING <b>ISO 2768-m K</b>	MATERIAL <b>PEEK</b>	WEIGHT 4,156e-004kg
		SURFACE TREATMENT	SURFACE TEXTURE UNLESS STATED <b>1,6</b>	REMOVE ALL BURRS AND SHARP EDGES DIMENSIONS IN MILLIMETRES UNLESS STATED
NOT FOR PUBLICATION The information on this drawing is confidential under the terms of the RFX agreement. This information shall not be transmitted to anyone who is not authorised to receive it DOCS REF.		P. B. S. <b>PLASMA POSITION REFLECTOMETER</b> TITLE <b>BOCCOLA MICROONDE TWISTATO PER M4</b>		
ORIGINAL SCALE <b>2:1</b>	MODEL 3D NUMBER <b>RFX.D1F1.0028</b>	DRAWING NUMBER <b>RFX.D1F1.0028</b>		SHEET <b>1</b>
DRW SIZE ISO A4	FIRST ANGLE PROJECTION			N.OF SHEETS <b>1</b>
				REVISION <b>A</b>

1

4

D

D

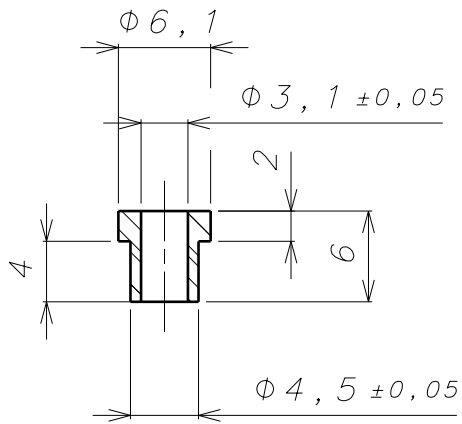
1

2

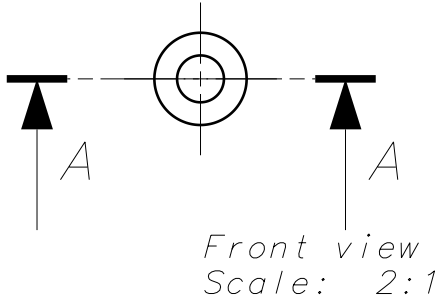
3

4

Section view A-A  
Scale: 2:1


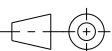


Isometric view  
Scale: 1:1



COSTRUIRE N. 4 Pz  
PER LA PRODUZIONE DEL PEZZO ADOTTARE PROCEDURE PER ALTO VUOTO

REV. N°	ISSUE DATE	DRAWN BY	CHECKED BY	APPROVED BY	DESCRIPTION / REMARKS
A	24/11/2022	AT	GDM	RC	REVISIONE GENERALE
	03/11/2022	AT	GDM	RC	EMISSIONE

 <b>CONSORZIO RFX</b> Ricerca Formazione Innovazione	Consorzio RFX C.so Stati Uniti, 4 35127 Padova (Italy) Phone +39.0498295000 Fax +39.0498700718	GENERAL TOLERANCING <b>ISO 2768-m K</b>	MATERIAL <b>PEEK</b>	WEIGHT 2,081e-004kg		
	SURFACE TREATMENT	SURFACE TEXTURE UNLESS STATED	REMOVE ALL BURRS AND SHARP EDGES  DIMENSIONS IN MILLIMETRES UNLESS STATED			
NOT FOR PUBLICATION The information on this drawing is confidential under the terms of the RFX agreement. This information shall not be transmitted to anyone who is not authorised to receive it		P. B. S. <b>PLASMA POSITION REFLECTOMETER</b> TITLE <b>BOCCOLA MICROONDE TWISTATO PER M3</b>				
ORIGINAL SCALE <b>2:1</b>	MODEL 3D NUMBER <b>RFX.D1F1.0029</b>		DRAWING NUMBER <b>RFX.D1F1.0029</b>	SHEET <b>1</b>	N.OF SHEETS <b>1</b>	REVISION <b>A</b>
DRW SIZE <b>ISO A4</b>	FIRST ANGLE PROJECTION					

1

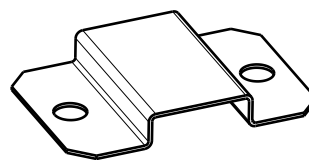
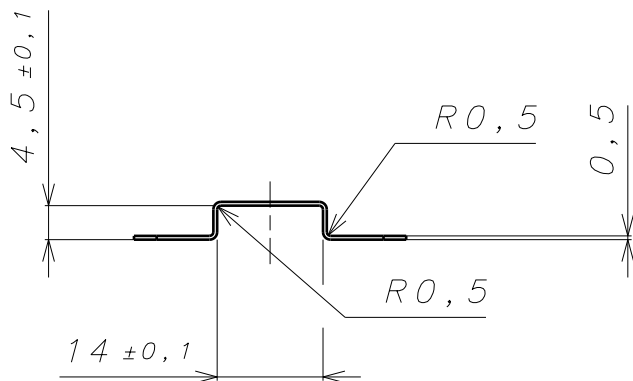
4

1

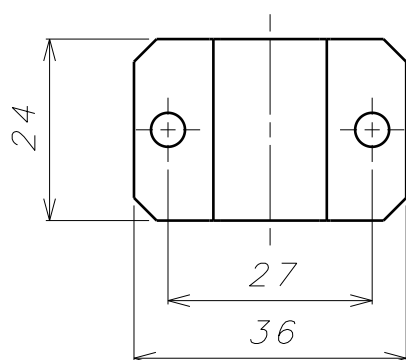
2

3

4

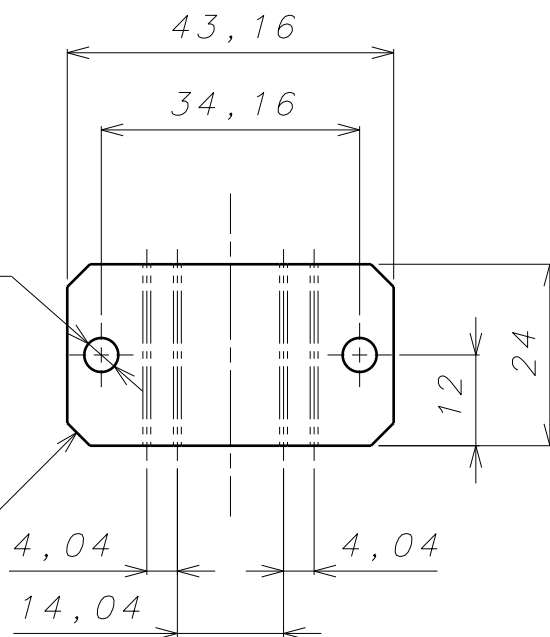


Isometric view  
Scale: 1:1



N. 2  $\Phi 4,5$



$3 \times 45^\circ$



**COSTRUIRE N.4 Pz**

**PER LA PRODUZIONE DEL PEZZO ADOTTARE PROCEDURE PER ALTO VUOTO**

REV. N°	ISSUE DATE	DRAWN BY	CHECKED BY	APPROVED BY	DESCRIPTION / REMARKS
A	24/08/2023	AT	GDM	RC	REVISIONE GENERALE
	04/11/2022	AT	GDM	RC	EMISSIONE

 <b>CONSORZIO RFX</b> Ricerca Formazione Innovazione	<b>Consorzio RFX</b> C.so Stati Uniti, 4 35127 Padova (Italy) Phone +39.0498295000 Fax +39.0498700718	GENERAL TOLERANCING <b>AISI 304 L</b>	MATERIAL <b>AISI 304 L</b>	WEIGHT 0,047kg
	SURFACE TREATMENT	SURFACE TEXTURE UNLESS STATED 1,6	REMOVE ALL BURRS AND SHARP EDGES DIMENSIONS IN MILLIMETRES UNLESS STATED	
NOT FOR PUBLICATION The information on this drawing is confidential under the terms of the RFX agreement. This information shall not be transmitted to anyone who is not authorised to receive it		P. B. S. <b>PLASMA POSITION REFLECTOMETER</b> TITLE <b>SUPPORTO CONDOTTO MICROONDE PARTE 03</b>		
ORIGINAL SCALE <b>1:1</b>	MODEL 3D NUMBER <b>RFX.D1F1.0033</b>	DRAWING NUMBER <b>RFX.D1F1.0033</b>		SHEET <b>1</b>
DRW SIZE <b>ISO A4</b>	FIRST ANGLE PROJECTION 	<b>RFX.D1F1.0033</b>		N.OF SHEETS <b>1</b>
				REVISION <b>A</b>

1

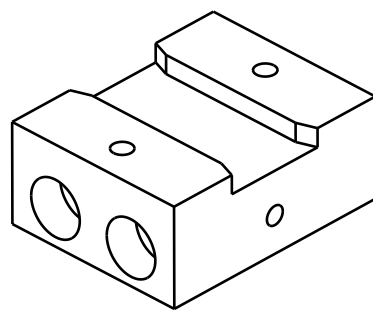
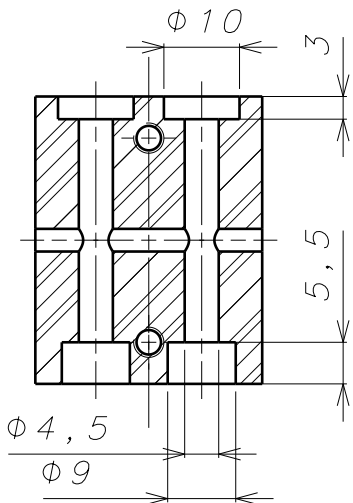
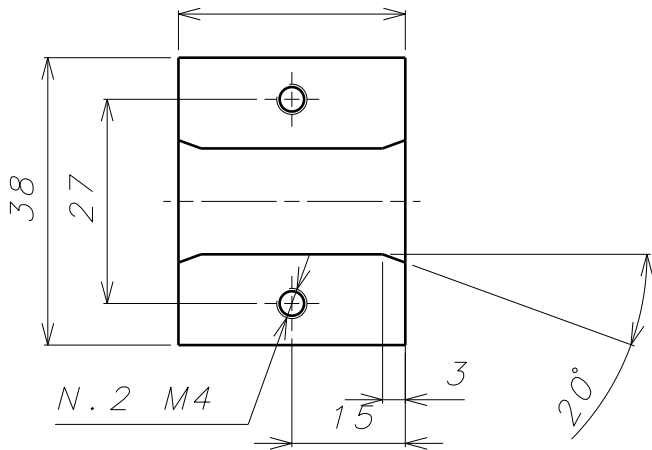
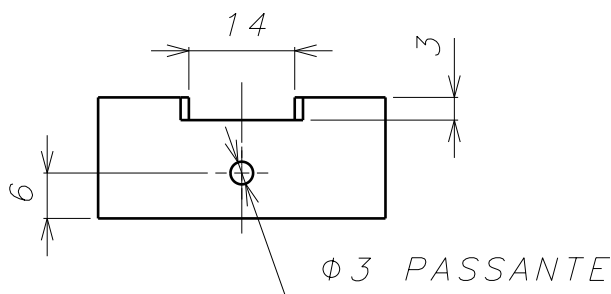
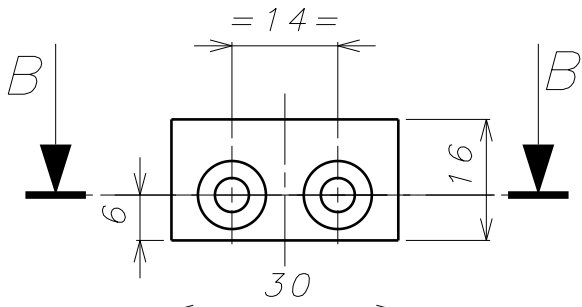
4

1

2

3

4





Isometric view  
Scale: 1:1

Section view B-B  
Scale: 1:1

COSTRUIRE N. 4 Pz  
PER LA PRODUZIONE DEL PEZZO ADOTTARE PROCEDURE PER ALTO VUOTO

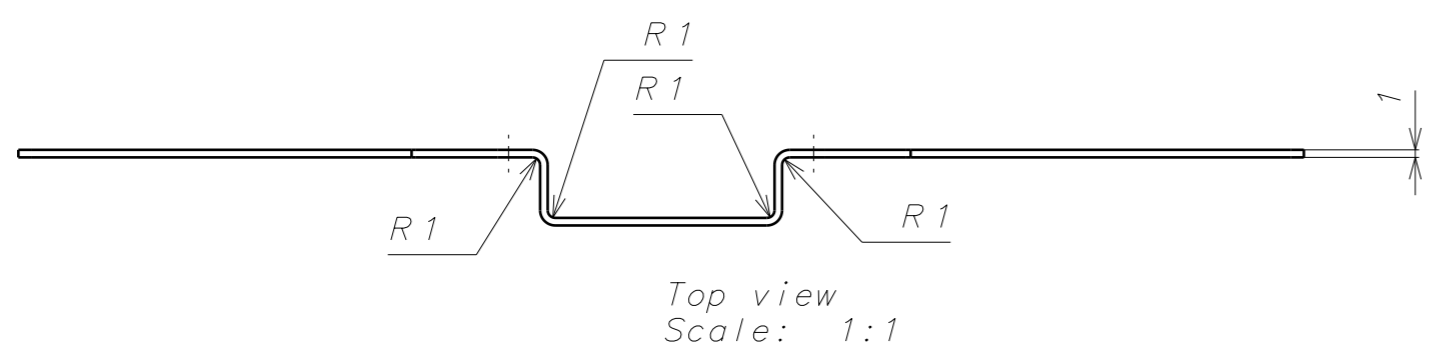
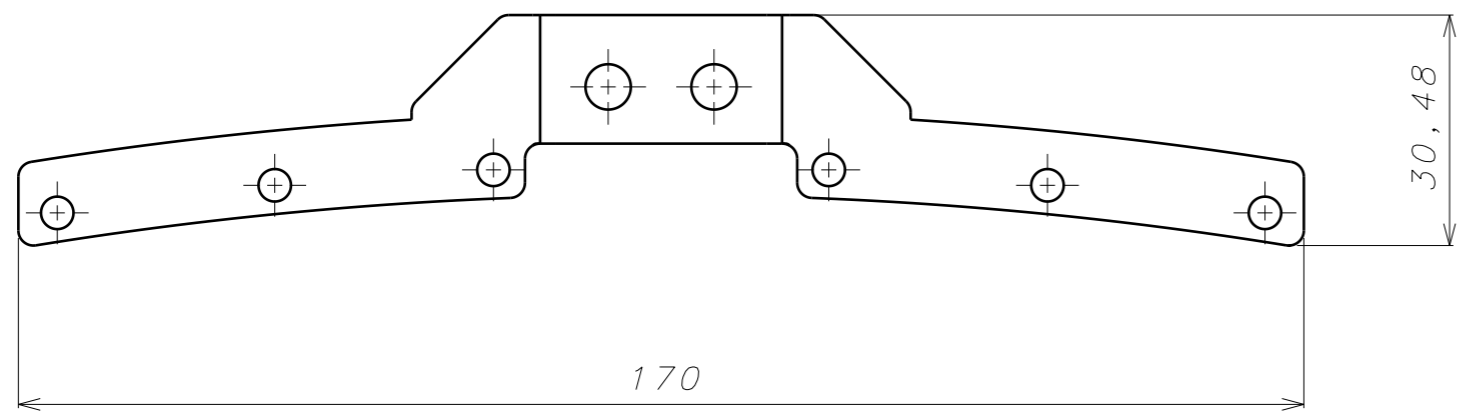
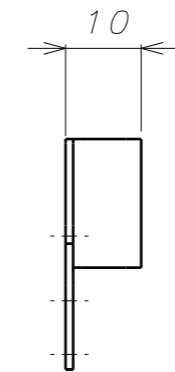
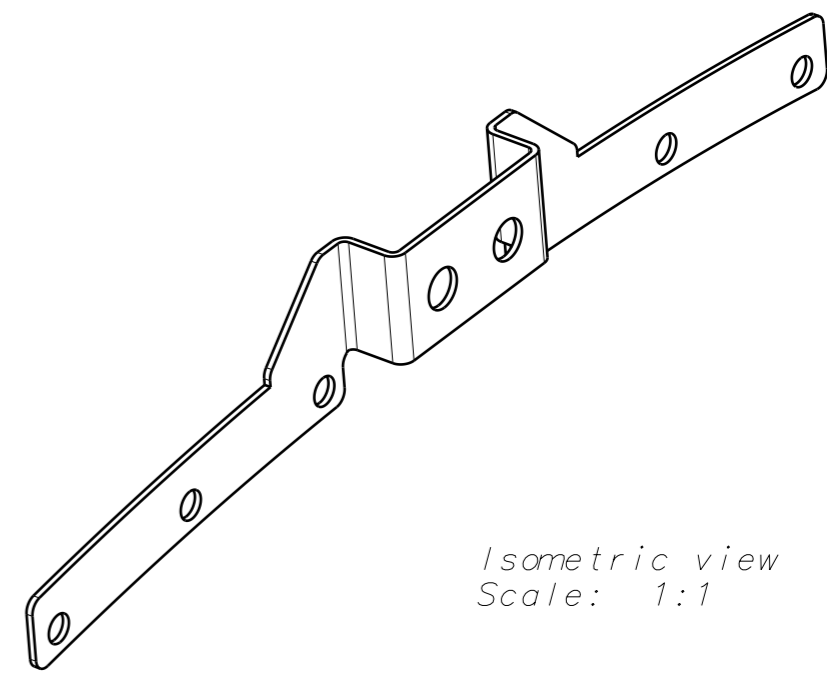
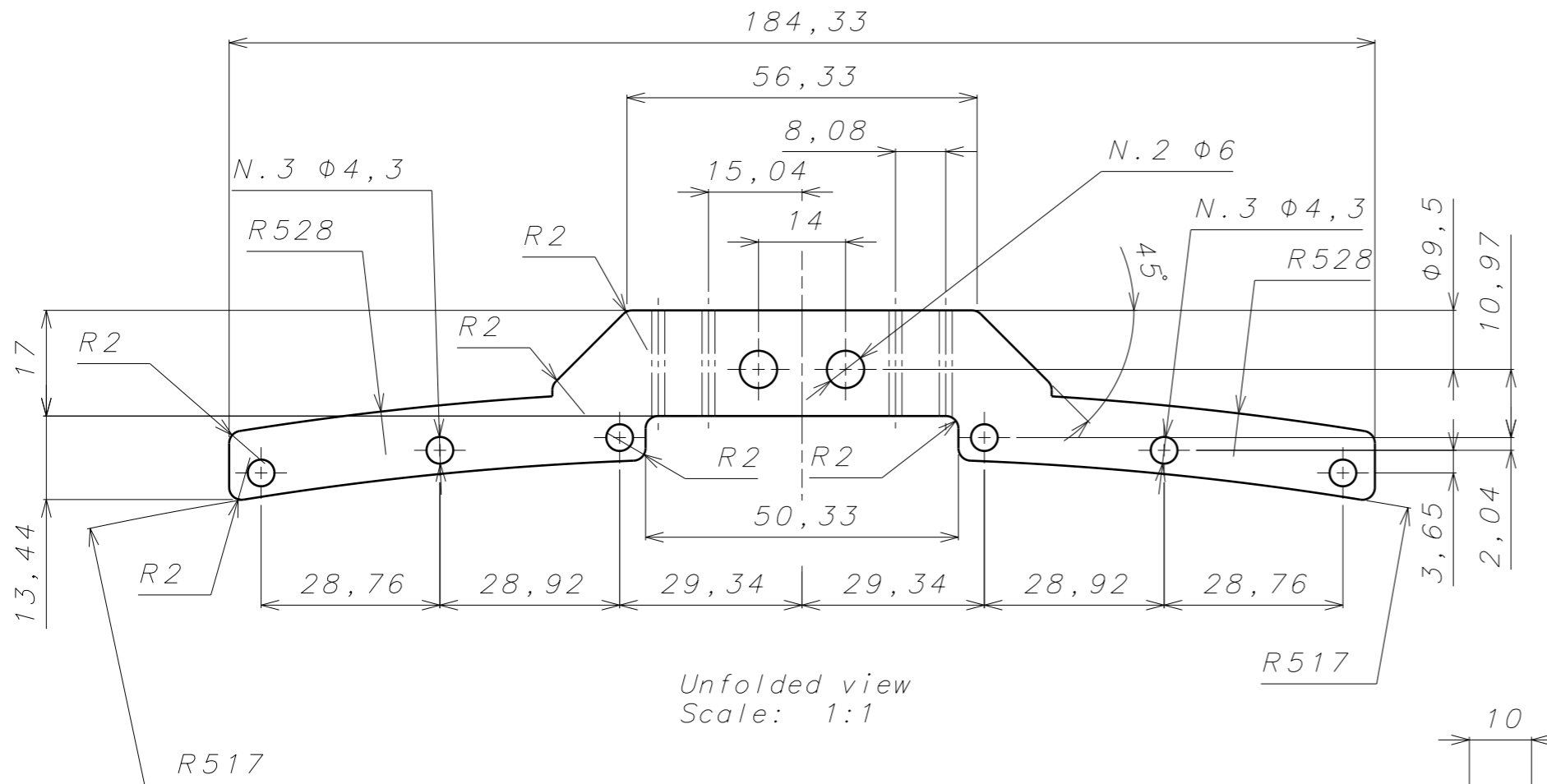
A	24/08/2023	AT	GDM	RC	REVISIONE GENERALE
	04/11/2022	AT	GDM	RC	EMISSIONE

REV. N°	ISSUE DATE	DRAWN BY	CHECKED BY	APPROVED BY	DESCRIPTION / REMARKS
---------	------------	----------	------------	-------------	-----------------------


 <p><b>CONSORZIO RFX</b> Ricerca Formazione Innovazione</p>	<p>Consorzio RFX C.so Stati Uniti, 4 35127 Padova (Italy) Phone +39.0498295000 Fax +39.0498700718</p>	<p>GENERAL TOLERANCING <b>ISO 2768-m K</b></p>	<p>MATERIAL <b>PEEK</b></p>	<p>WEIGHT 0,037kg</p>
	<p>SURFACE TREATMENT</p>	<p>SURFACE TEXTURE UNLESS STATED 1,6</p>	<p>REMOVE ALL BURRS AND SHARP EDGES</p>	
	<p>DIMENSIONS IN MILLIMETRES UNLESS STATED</p>			
<p>NOT FOR PUBLICATION The information on this drawing is confidential under the terms of the RFX agreement. This information shall not be transmitted to anyone who is not authorised to receive it</p>		<p>P. B. S. <b>PLASMA POSITION REFLECTOMETER</b> TITLE <b>SUPPORTO CONDOTTO MICROONDE PARTE 02</b></p>		
<p>ORIGINAL SCALE <b>1:1</b></p>	<p>MODEL 3D NUMBER <b>RFX.D1F1.0034</b></p>	<p>DRAWING NUMBER</p>		<p>SHEET</p>
<p>ISO A4</p>	<p>FIRST ANGLE PROJECTION</p> 	<p><b>RFX.D1F1.0034</b></p>		<p>N.OF SHEETS <b>1</b></p>
				<p>REVISION <b>A</b></p>

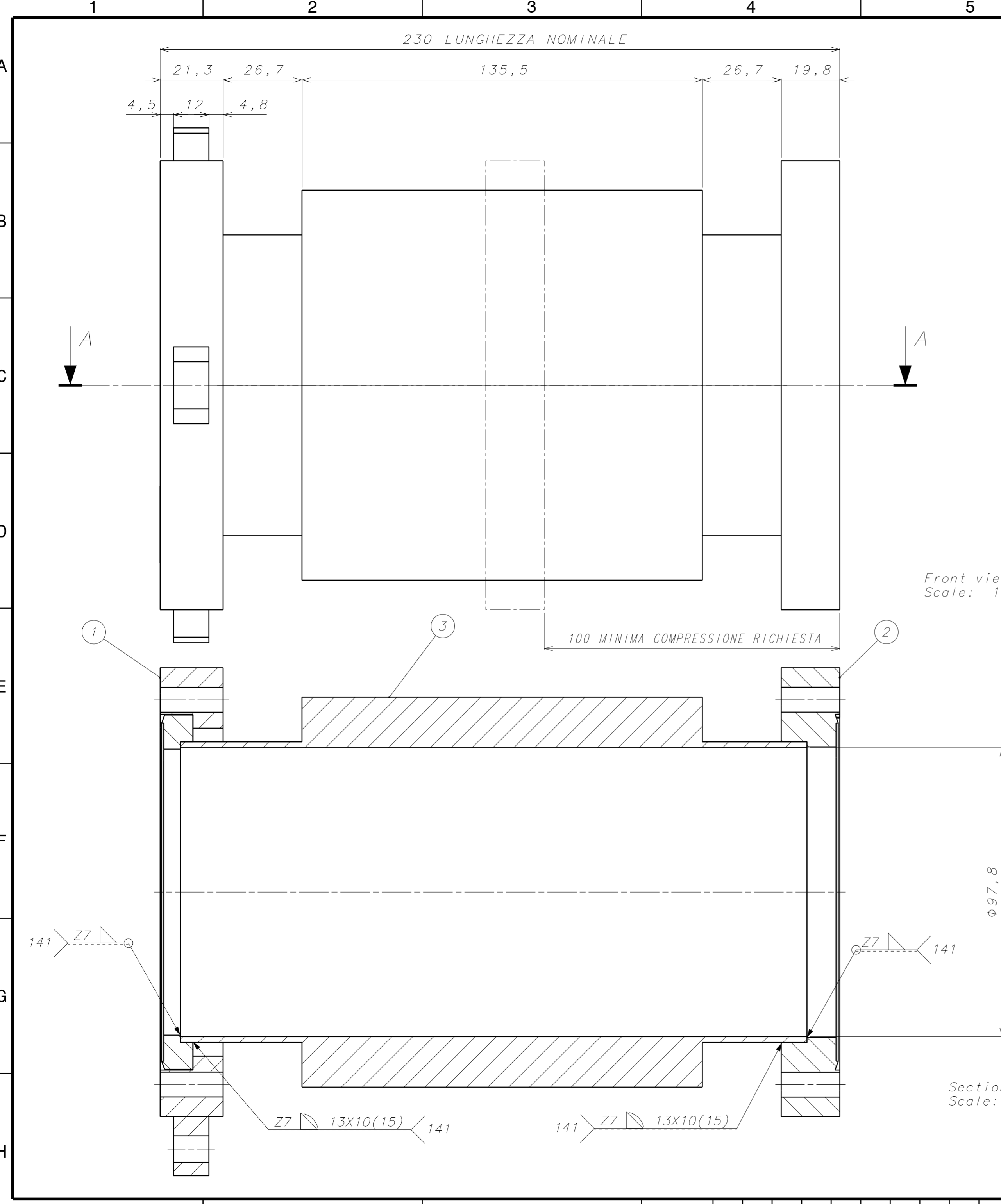
1

4



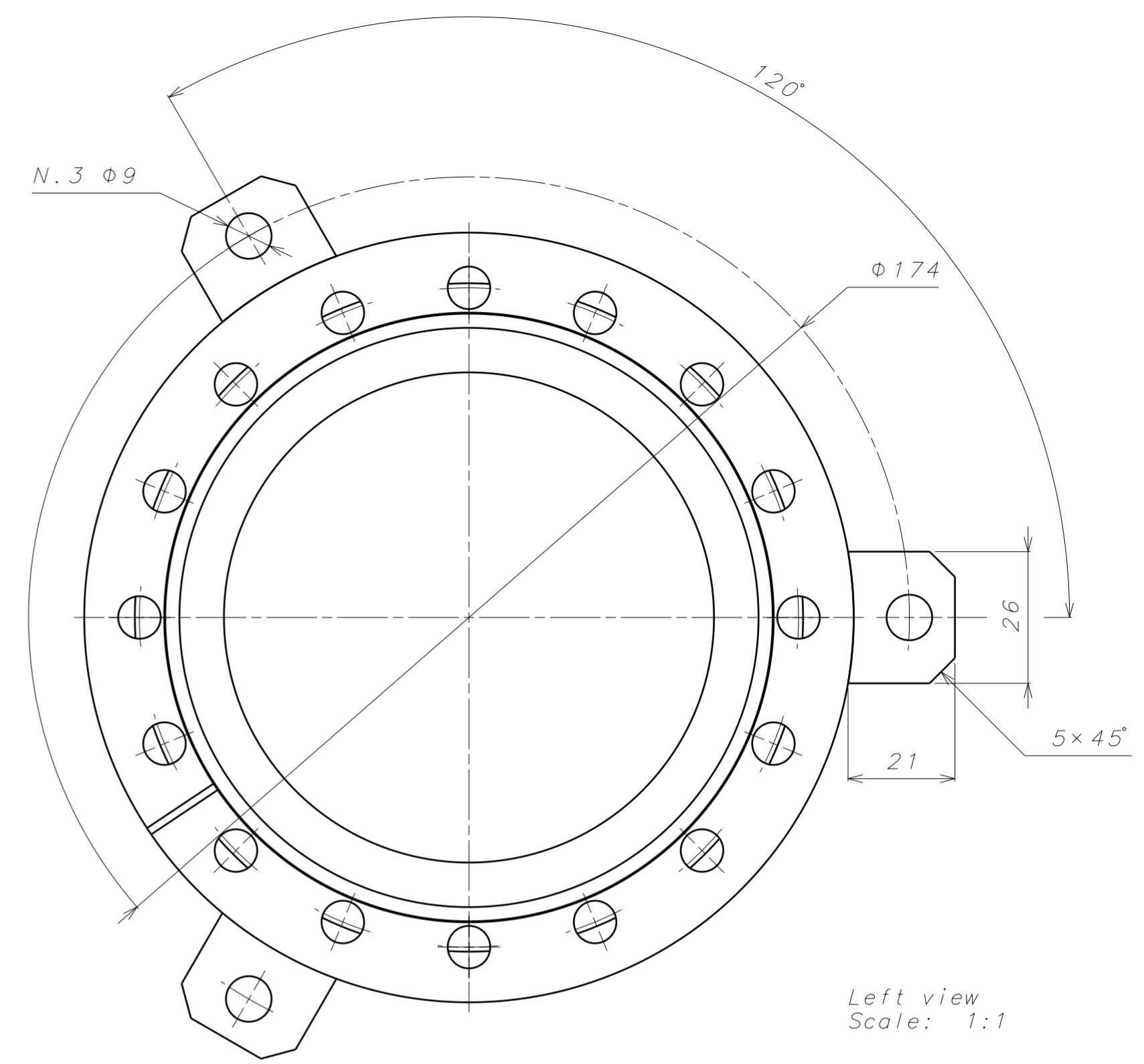
COSTRUIRE N.4 Pz  
PER LA PRODUZIONE DEL PEZZO ADOTTARE PROCEDURE PER ALTO VUOTO

REV. N°	ISSUE DATE	DRAWN BY	CHECKED BY	APPROVED BY	DESCRIPTION / REMARKS	
A	24/08/2023	AT	GDM	RC	REVISIONE GENERALE	
	03/08/2023	AT	GDM	RC	REVISIONE GENERALE	
 <b>CONSORZIO RFX</b> Ricerca Formazione Innovazione		C.so Stati Uniti, 4 35127 Padova (Italy) Phone +39.0498295000 Fax +39.0498700718		GENERAL TOLERANCING <b>ISO 2768-m K</b>	MATERIAL <b>AINI 304 L</b>	WEIGHT <b>0,02kg</b>
NOT FOR PUBLICATION The information on this drawing is confidential under the terms of the RFX agreement. This information shall not be transmitted to anyone who is not authorised to receive it			SURFACE TREATMENT SURFACE TEXTURE UNLESS STATED <b>1,6</b>		REMOVE ALL BURRS AND SHARP EDGES DIMENSIONS IN MILLIMETRES UNLESS STATED	
P.B.S. <b>PLASMA POSITION REFLECTOMETER</b> TITLE <b>SUPPORTO CONDOTTO MICROONDE PARTE 01</b>		ORIGINAL SCALE <b>1:1</b>		MODEL 3D NUMBER <b>RFX.D1F1.0035</b>		
DRW SIZE <b>ISO A3</b>			FIRST ANGLE PROJECTION		DRAWING NUMBER <b>RFX.D1F1.0035</b>	
			SHEET <b>1</b>		N.OF SHEETS <b>1</b>	
			REVISION <b>1</b>			



Front view  
Scale: 1:1

Section view A-A  
Scale: 1:1



Left view  
Scale: 1:1

IL SOFFIETTO DOVRA' CONSENTIRE UNO SPOSTAMENTO ASSIALE DI 100mm MENTRE NON SONO RICHIESTI SPOSTAMENTI LATERALI

COSTRUIRE N.1 Pz

PER LA PRODUZIONE DEL PEZZO ADOTTARE PROCEDURE PER ALTO VUOTO

3	-	1	SOFFIETTO A LAMELLE CF 100	AISI 304 L
2	FLANGE CF 100 NON ROTABILE	1	CABURN_MDC_CF150_100	AISI 304 L
1	FLANGIA CABURN MDC CFR 150_100 MODIFICATA	1	RFX.D1F1.0049	AISI 304 L
Pos.	Definition	Q.ty	Part Number	Material

A	25/08/2023	AT	GDM	RC	REVISIONE GENERALE
	01/08/2023	AT	GDM	RC	REVISIONE GENERALE
REV. N°	ISSUE DATE	DRAWN BY	CHECKED BY	APPROVED BY	DESCRIPTION / REMARKS

 <b>CONSORZIO RFX</b> Ricerca Formazione Innovazione <small>NOT FOR PUBLICATION The information on this drawing is confidential under the terms of the RFX agreement. This information shall not be transmitted to anyone who is not authorised to receive it</small>	GENERAL TOLERANCING <b>ISO 2768-m K</b>	MATERIAL <b>AISI 304L</b>	WEIGHT
	SURFACE TREATMENT UNLESS STATED	SURFACE TEXTURE UNLESS STATED <b>3,2</b>	REMOVE ALL BURRS AND SHARP EDGES DIMENSIONS IN MILLIMETRES UNLESS STATED
P. B. S. <b>PLASMA POSITION REFLECTOMETER</b> TITLE <b>SOFFIETTO A LAMELLE CF 100 SUPERIORE CON FLANGIA GIREVOLE</b>			
ORIGINAL SCALE <b>1:1</b>	MODEL 3D NUMBER <b>RFX.D1F1.0048</b>	DRAWING NUMBER <b>RFX.D1F1.0048</b>	SHEET <b>1</b>
DRAW SIZE <b>ISO A2</b>	FIRST ANGLE PROJECTION	N. OF SHEETS <b>1</b>	REVISION

1 2 3 4 5 6 7 8

A

B

C

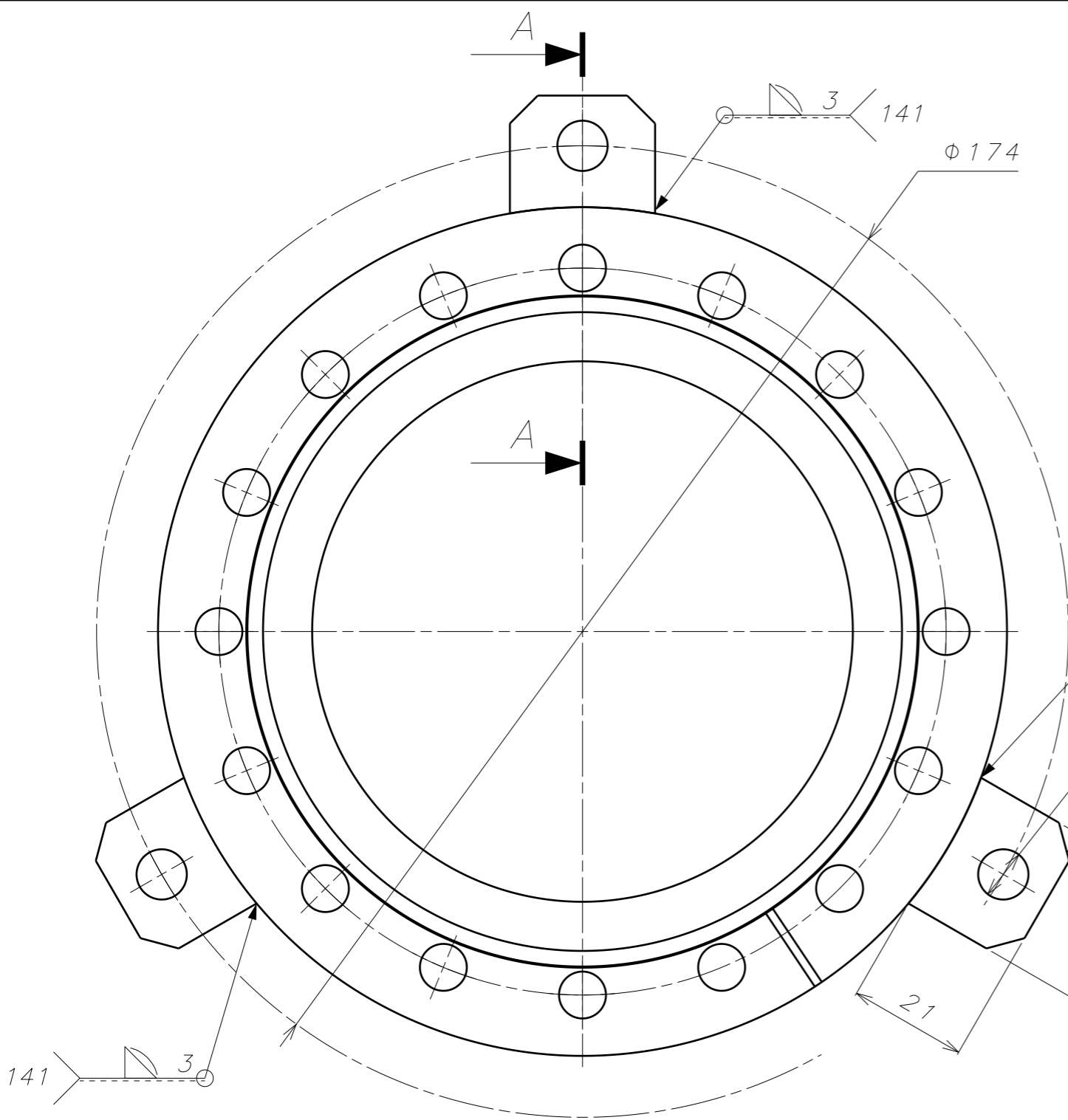
D

A

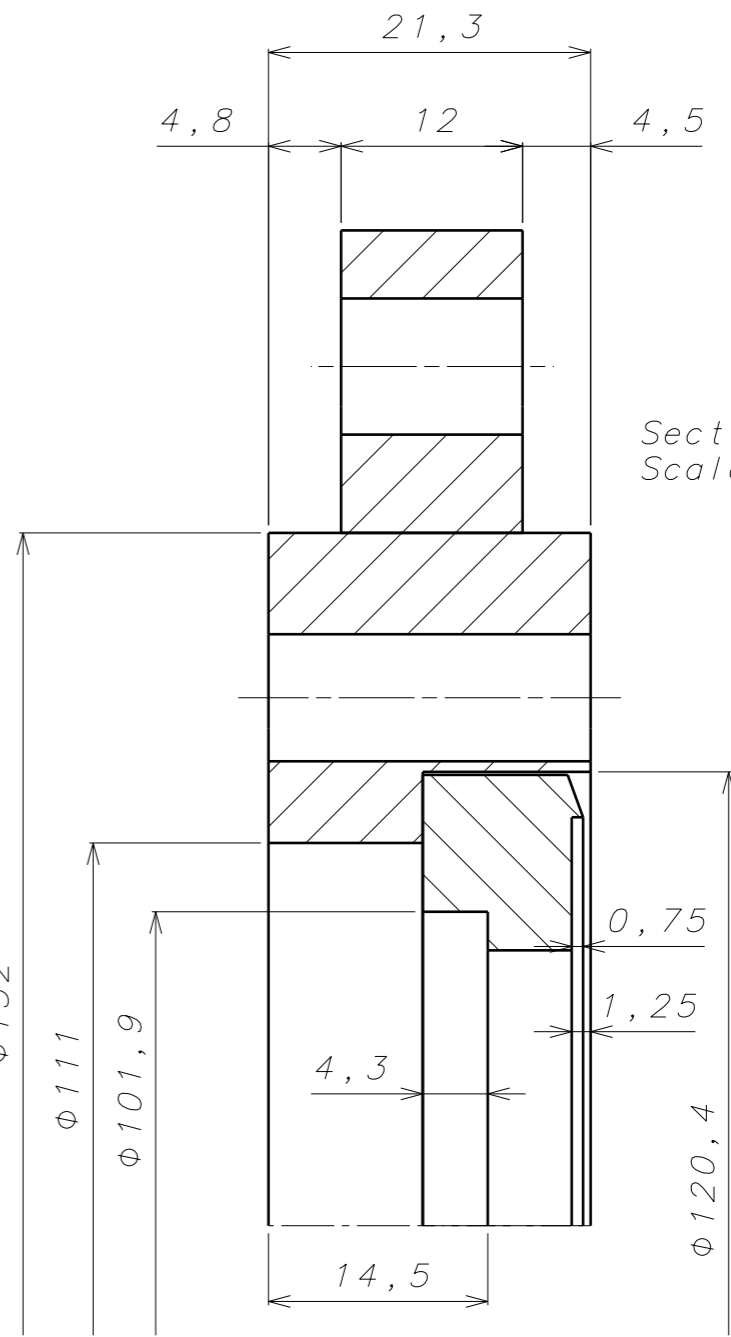
B

C

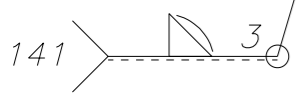
D




Front view  
Scale: 1:1



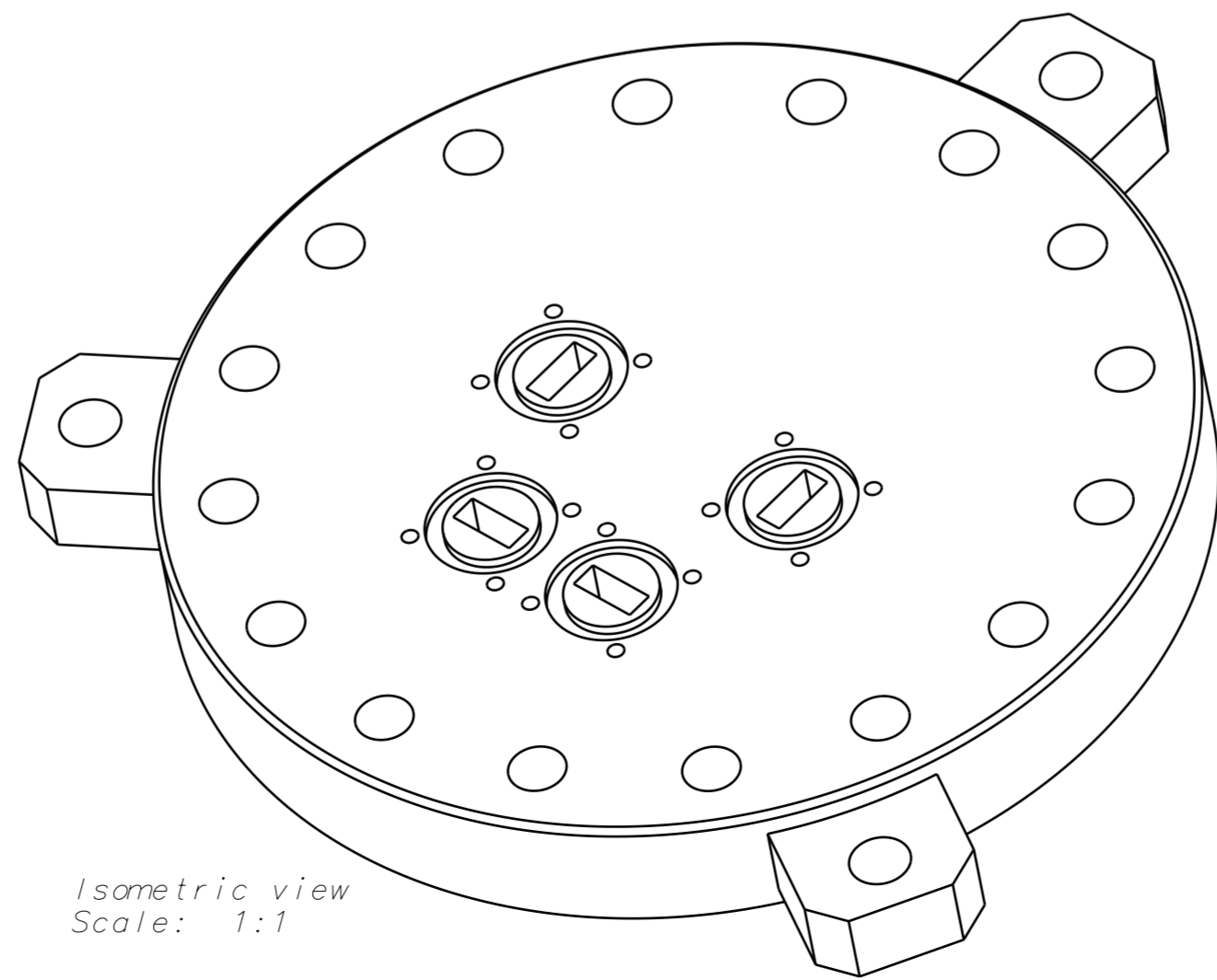
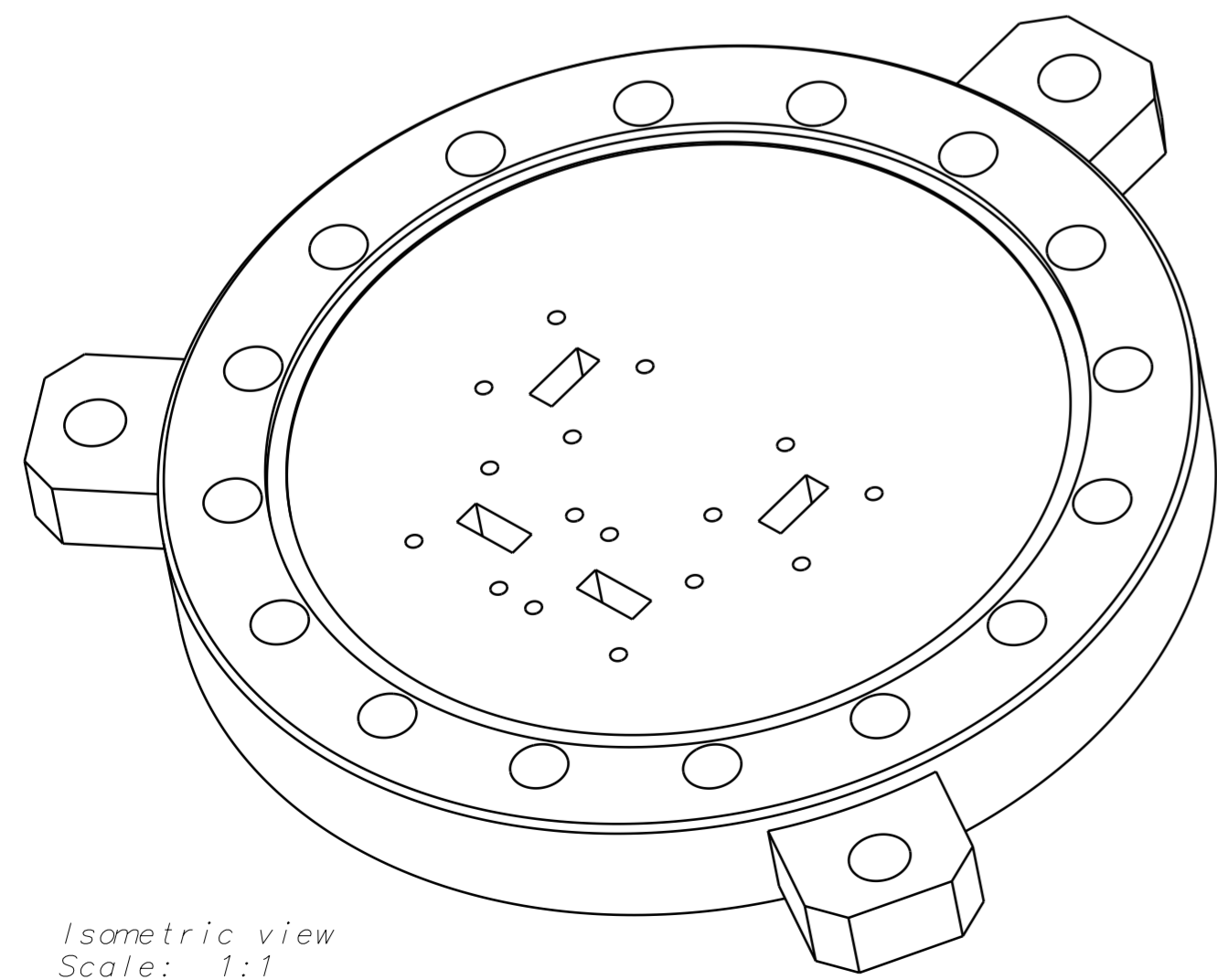
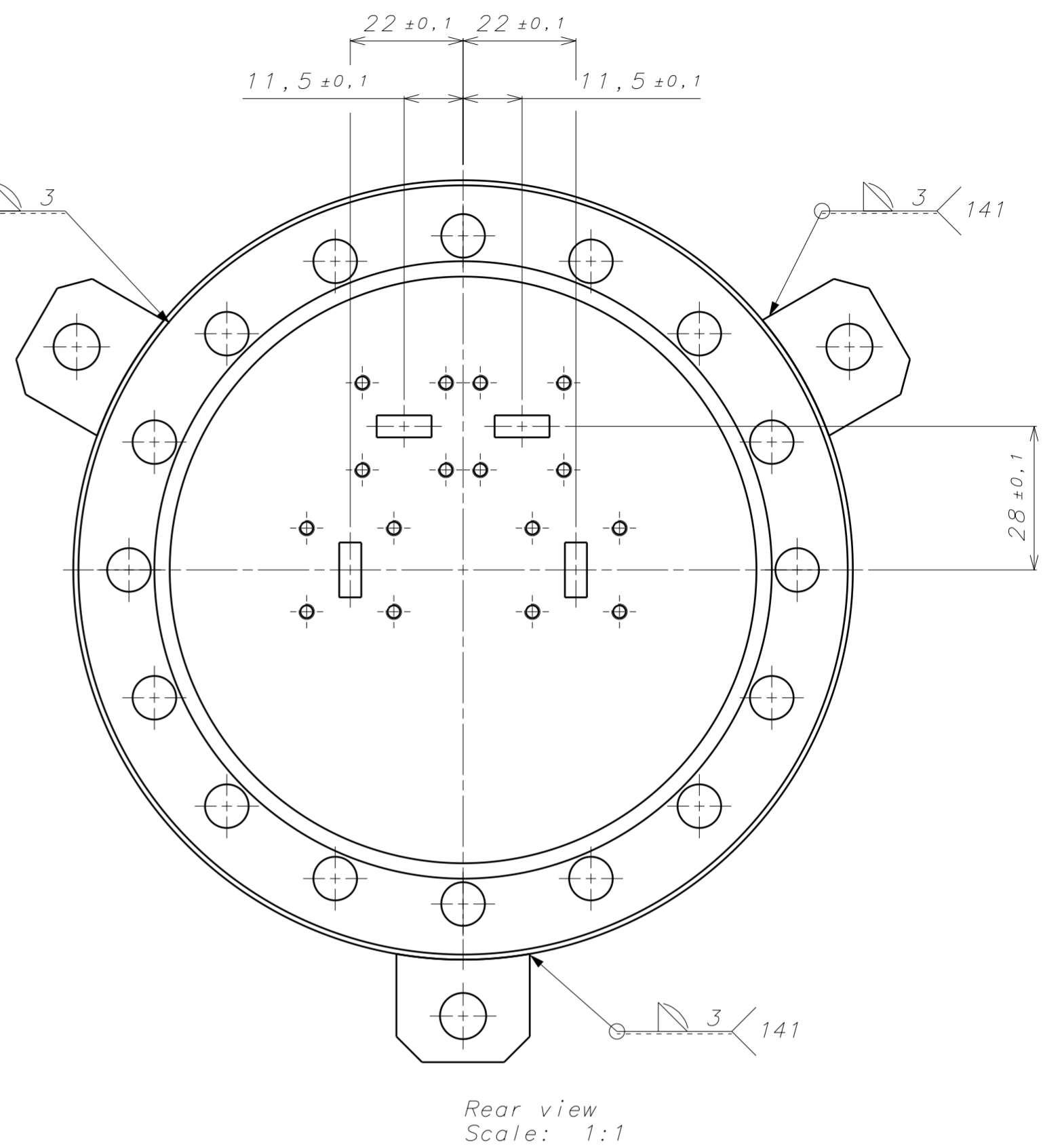
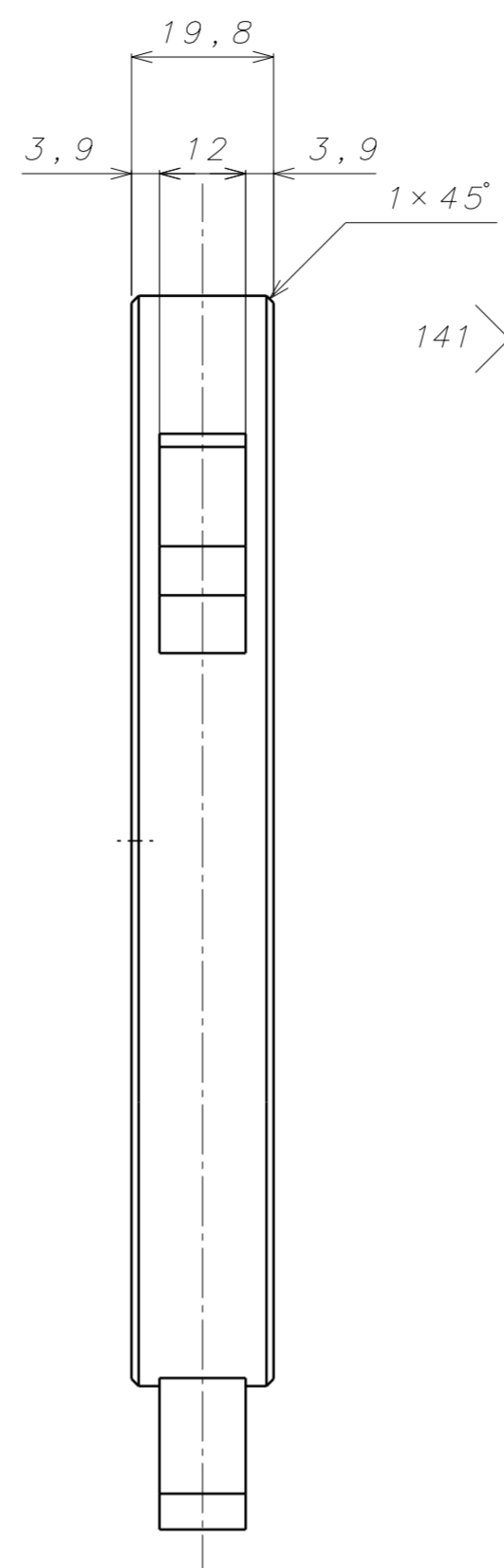
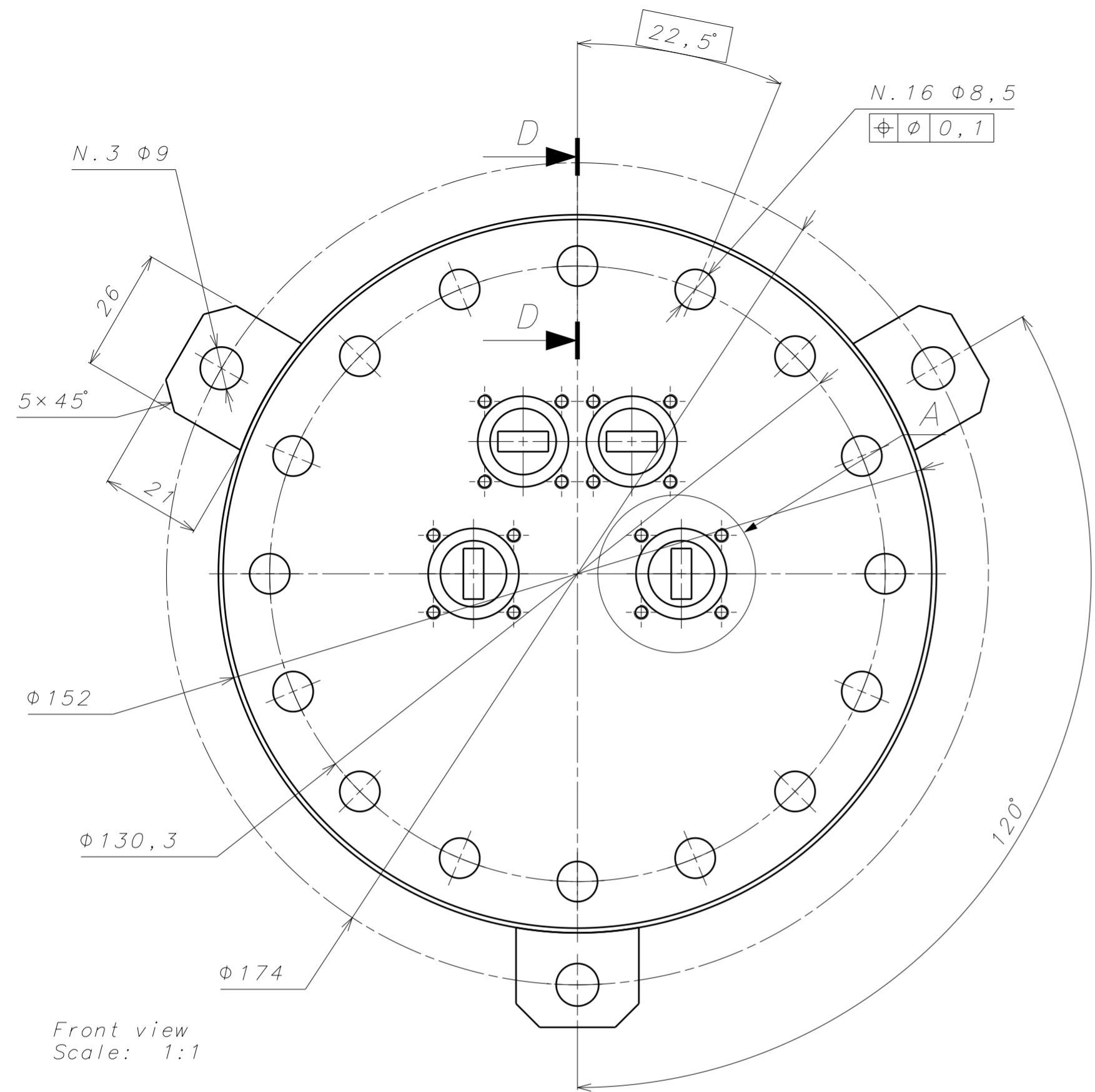
Section view A-A  
Scale: 2:1



REV. N°	ISSUE DATE	DRAWN BY	CHECKED BY	APPROVED BY	DESCRIPTION / REMARKS
A	25/08/2023	AT	GDM	RC	REVISIONE GENERALE
//		AT	GDM	RC	REVISIONE GENERALE
 <b>CONSORZIO RFX</b> Ricerca Formazione Innovazione		C.so Stati Uniti, 4 35127 Padova (Italy) Phone +39.0498295000 Fax +39.0498700718		GENERAL TOLERANCING <b>ISO 2768-m K</b>	MATERIAL <b>AISI 304 L</b>
NOT FOR PUBLICATION The information on this drawing is confidential under the terms of the RFX agreement. This information shall not be transmitted to anyone who is not authorised to receive it.		P.B.S. <b>PLASMA POSITION REFLECTOMETER</b> TITLE <b>FLANGIA ROTANTE CF100 MODIFICATA</b>		WEIGHT <b>1,553kg</b>	
DOCS REF.		ORIGINAL SCALE <b>1:1</b>		MODEL 3D NUMBER <b>RFX.D1F1.0049</b>	
DRW SIZE <b>ISO A3</b>		FIRST ANGLE PROJECTION		DRAWING NUMBER <b>RFX.D1F1.0049</b>	
				SHEET	N.OF SHEETS
				1	1

COSTRUIRE N.1 Pz  
 TRAE ORIGINE DA FLANGIA CABURN MDC ROTANTE CFR 150\_100  
 PER LA PRODUZIONE DEL PEZZO ADOTTARE PROCEDURE PER ALTO VUOTO

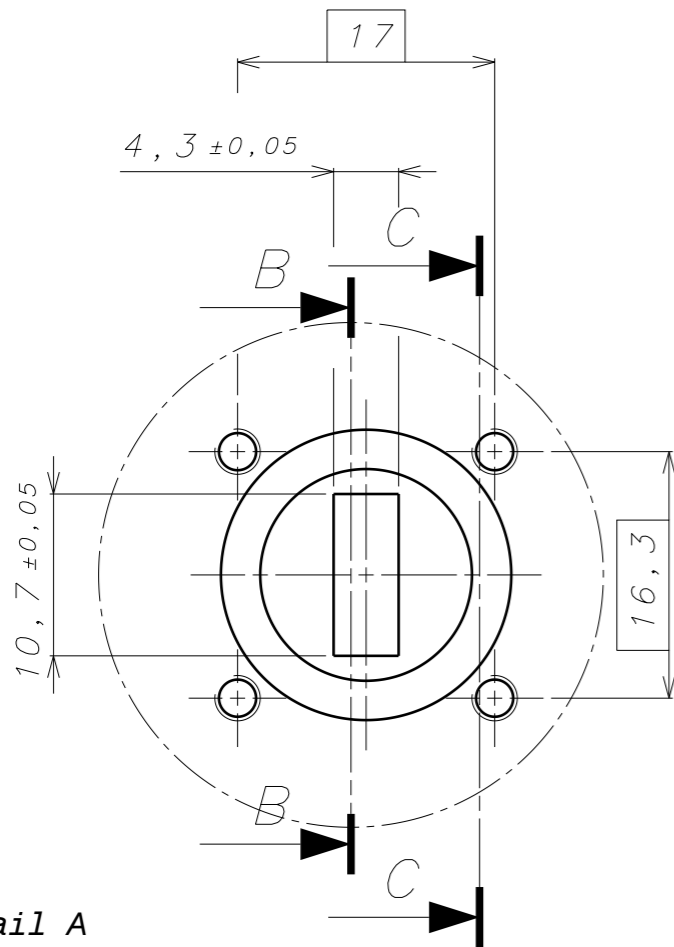
1 2 3 4 5 6 7 8



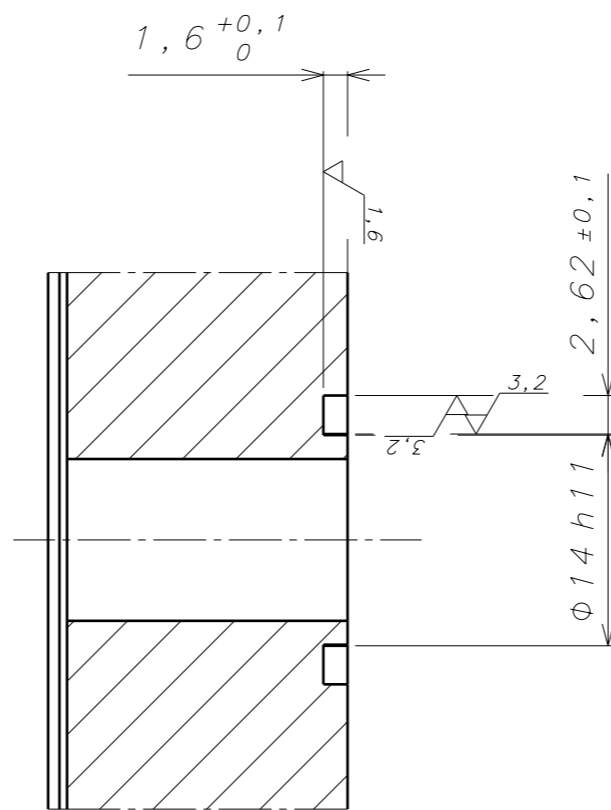
COSTRUIRE M.1 Pz  
 TRAE ORIGINE DA FLANGIA CABURN CFB 150  
 PER LA PRODUZIONE DEL PEZZO ADOTTARE PROCEDURE PER ALTO VUOTO

A						25/08/2023	AT	GDM	RC	REVISION GENERALE
II							AT	GDM	RC	REVISION GENERALE
REV. N°	ISSUE DATE	DRAWN BY	CHECKED BY	APPROVED BY	DESCRIPTION / REMARKS					
 <b>CONSORZIO RFX</b> <small>C. 60 STATI UNITI, 4        35127 Padova        (IT-35127)        Phone +39.0498295000        Fax +39.0498700718</small>		GENERAL TOLERANCING SURFACE TREATMENT		MATERIAL AISI 304 L SURFACE TEXTURE UNLESS STATED		WEIGHT 2,64 kg REMOVE ALL BURRS AND SHARP EDGES DIMENSIONS IN MILLIMETRES UNLESS STATED				
NOT FOR PUBLICATION The information on this drawing is confidential under the terms of the RFX agreement. This information shall not be transmitted to anyone who is not authorised to receive it		P. B. S. <b>PLASMA POSITION REFLECTOMETER</b> TITLE <b>FLANGIA CF 100 SUPERIORE PER QUATTRO GUIDE          MICROONDE</b>								
ORIGINAL SCALE <b>1:1</b>		MODEL 3D NUMBER <b>RFX.D1F1.0053</b>		DRAWING NUMBER <b>RFX.D1F1.0053</b>		SHEET	N. OF SHEETS	REVISION		
DRW SIZE ISO A2		FIRST ANGLE PROJECTION				<b>RFX.D1F1.0053</b>		1	2	A

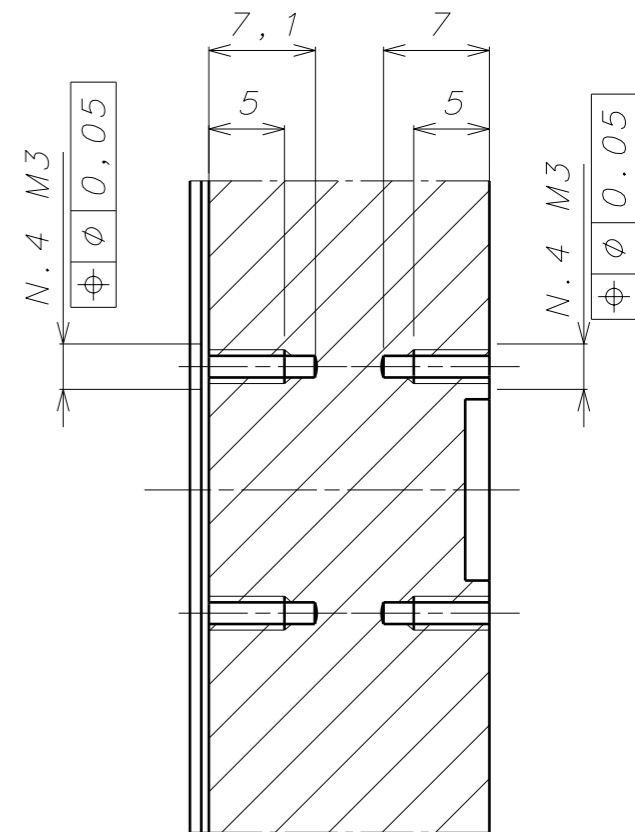




Detail A  
Scale: 2:1  
Tipico per i quattro passaggi

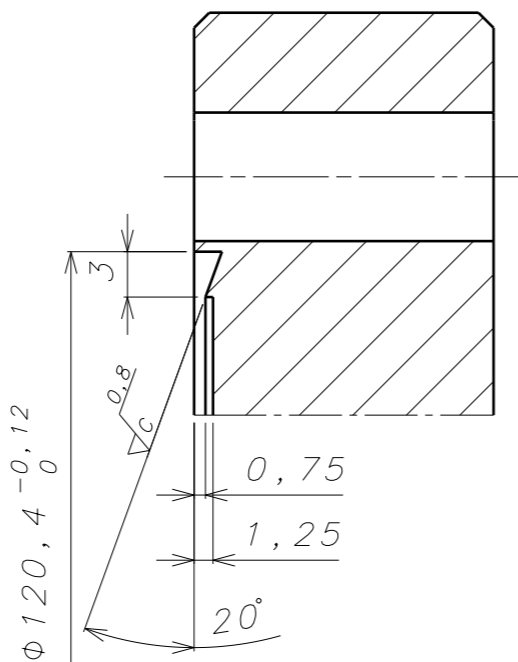



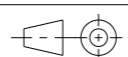
Section view B-B  
Scale: 2:1



Section view C-C  
Scale: 2:1

Section view D-D  
Scale: 2:1



REV. N°	ISSUE DATE	DRAWN BY	CHECKED BY	APPROVED BY	DESCRIPTION / REMARKS
A	25/08/2023	AT	GDM	RC	REVISION GENERALE
II		AT	GDM	RC	REVISION GENERALE
 <b>CONSORZIO RFX</b> Ricerca Formazione Innovazione		GENERAL TOLERANCING SURFACE TREATMENT		MATERIAL <b>AISI 304 L</b> SURFACE TEXTURE UNLESS STATED	WEIGHT 2,64 kg REMOVE ALL BURRS AND SHARP EDGES DIMENSIONS IN MILLIMETRES UNLESS STATED
NOT FOR PUBLICATION The information on this drawing is confidential under the terms of the RFX agreement. This information shall not be transmitted to anyone who is not authorised to receive it.			P.B.S. <b>PLASMA POSITION REFLECTOMETER</b> TITLE <b>FLANGIA CF 100 SUPERIORE PER QUATTRO GUIDE MICROONDE</b>		
ORIGINAL SCALE	MODEL 3D NUMBER	DRAWING NUMBER		SHEET	N.OF SHEETS
2:1	RFX.D1F1.0053	<b>RFX.D1F1.0053</b>		2	2
DRW SIZE	FIRST ANGLE PROJECTION			REVISION	
ISO A3				A	

1

2

3

4

A

A

B

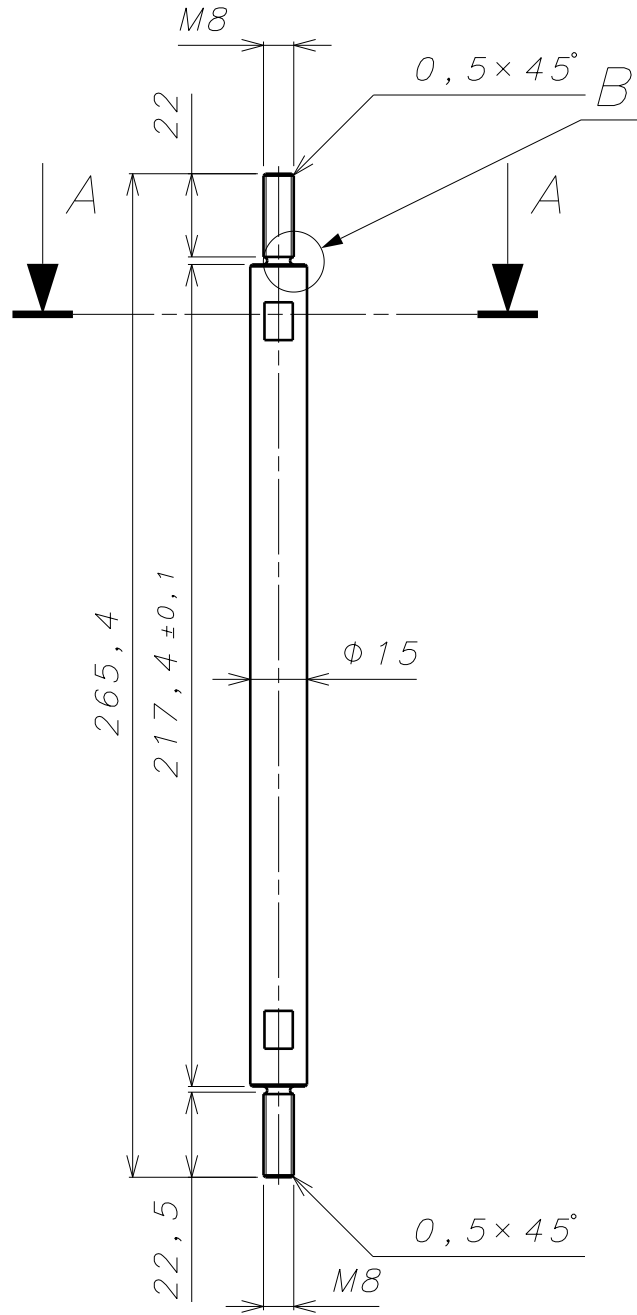
B

C

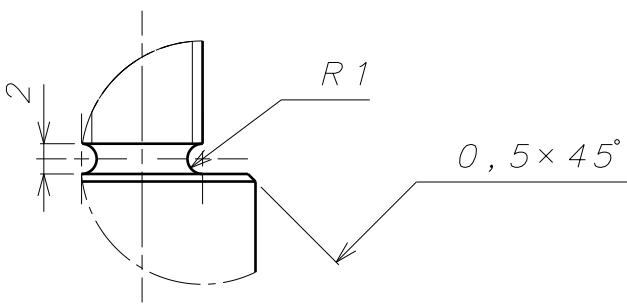
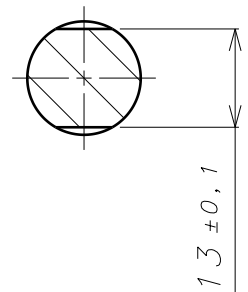
C

D

D



Section view A-A  
Scale: 1:1



Detail B  
Scale: 2:1

COSTRUIRE M.3 Pz

A	25/08/2023	AT	GDM	RC	REVISION GENERALE
	//	AT	GDM	RC	REVISION GENERALE

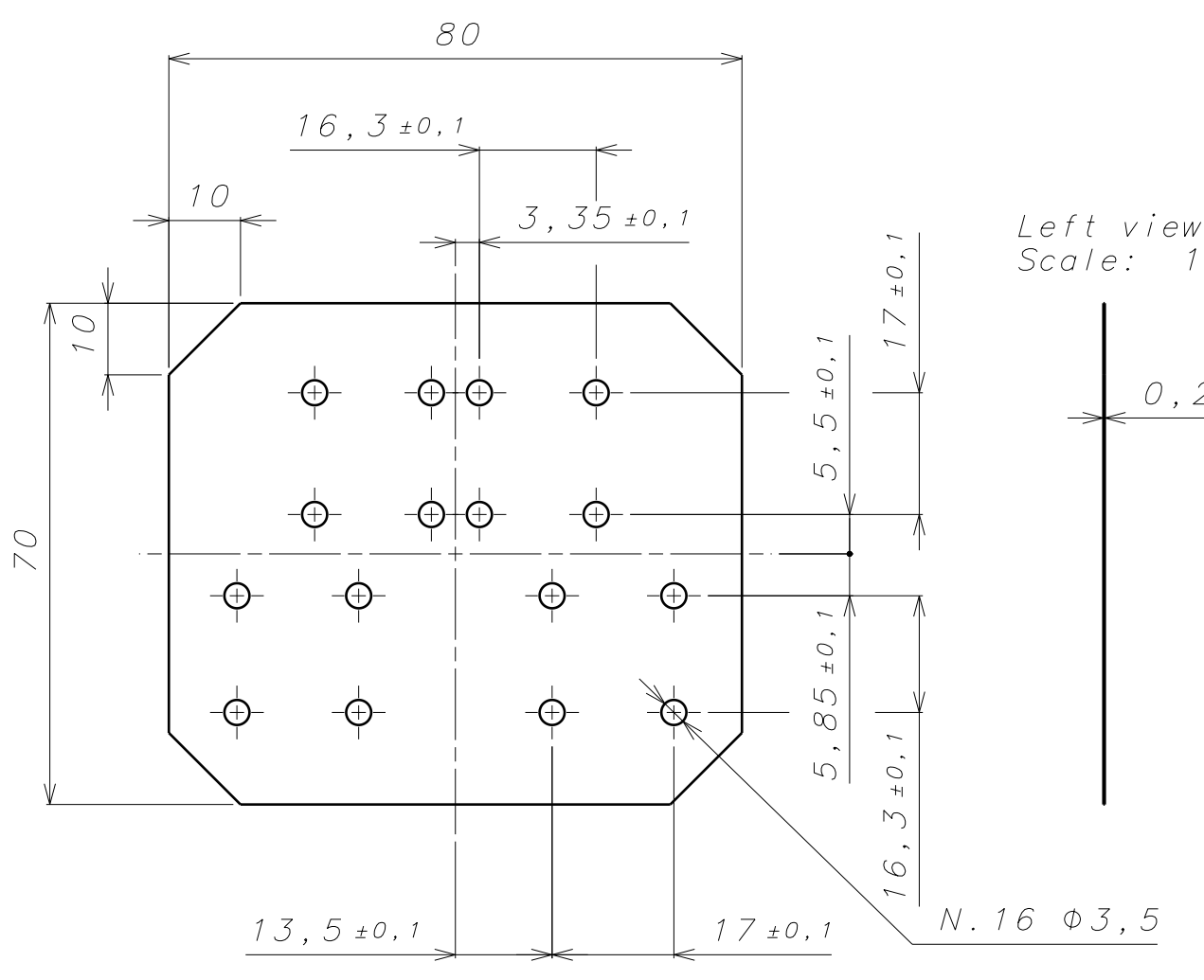
REV. N°	ISSUE DATE	DRAWN BY	CHECKED BY	APPROVED BY	DESCRIPTION / REMARKS
---------	------------	----------	------------	-------------	-----------------------

<p><b>CONSORZIO RFX</b> Ricerca Formazione Innovazione</p>	<p><b>Consorzio RFX</b> C.so Stati Uniti, 4 35127 Padova (Italy) Phone +39.0498295000 Fax +39.0498700718</p>	<p>GENERAL TOLERANCING <b>ISO 2768-m K</b></p>	<p>MATERIAL <b>AISI 304 L</b></p>	<p>WEIGHT 0,285kg</p>	
	<p>NOT FOR PUBLICATION The information on this drawing is confidential under the terms of the RFX agreement. This information shall not be transmitted to anyone who is not authorised to receive it</p>	<p>SURFACE TREATMENT UNLESS STATED</p>	<p>SURFACE TEXTURE UNLESS STATED <b>3,2</b></p>	<p>REMOVE ALL BURRS AND SHARP EDGES DIMENSIONS IN MILLIMETRES UNLESS STATED</p>	
	<p>DOCS REF.</p>	<p>P. B. S. <b>PLASMA POSITION REFLECTOMETER</b> TITLE <b>BARRA DISTANZIATRICE FLANGIA CF 100 SUPERIORE</b></p>			
<p>ORIGINAL SCALE <b>1:2</b></p>	<p>MODEL 3D NUMBER <b>RFX.D1F1.0054</b></p>	<p>DRAWING NUMBER <b>RFX.D1F1.0054</b></p>			<p>SHEET <b>1</b></p>
<p>DRW SIZE <b>ISO A4</b></p>	<p>FIRST ANGLE PROJECTION</p>	<p>SHEET <b>1</b></p>			<p>N.OF SHEETS <b>1</b></p>
				<p>REVISION <b>A</b></p>	

1

4

1 2 3 4




Left view  
Scale: 1:1

COSTRUIRE N. 1 Pz  
ADOTTARE PROCEDURE PER LA PULIZIA PER ALTO VUOTO

A	25/08/2023	AT	GDM	RC	REVISIONE GENERALE
	11/08/2023	AT	GDM	RC	REVISIONE GENERALE

REV. N°	ISSUE DATE	DRAWN BY	CHECKED BY	APPROVED BY	DESCRIPTION / REMARKS
---------	------------	----------	------------	-------------	-----------------------

 <b>CONSORZIO RFX</b> <i>Ricerca Formazione Innovazione</i>	<b>Consorzio RFX</b> C.so Stati Uniti, 4 35127 Padova (Italy) Phone +39.0498295000 Fax +39.0498700718	GENERAL TOLERANCING SURFACE TREATMENT	MATERIAL MICA SURFACE TEXTURE UNLESS STATED ISO 2768-m K	WEIGHT 0,003kg
	NOT FOR PUBLICATION The information on this drawing is confidential under the terms of the RFX agreement. This information shall not be transmitted to anyone who is not authorised to receive it		REMOVE ALL BURRS AND SHARP EDGES DIMENSIONS IN MILLIMETRES UNLESS STATED	
P. B. S. <b>PLASMA POSITION REFLECTOMETER</b> TITLE <b>FOGLIO DI MICA FLANGIA CF 100 SUPERIORE</b>				
ORIGINAL SCALE <b>1:1</b>	MODEL 3D NUMBER <b>RFX.D1F1.0055</b>	DRAWING NUMBER <b>RFX.D1F1.0055</b>		SHEET <b>1</b>
DRW SIZE ISO A4	FIRST ANGLE PROJECTION	N.OF SHEETS <b>1</b>		REVISION <b>A</b>

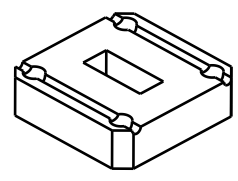
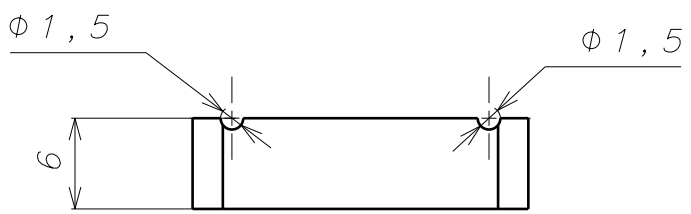
1 4

1

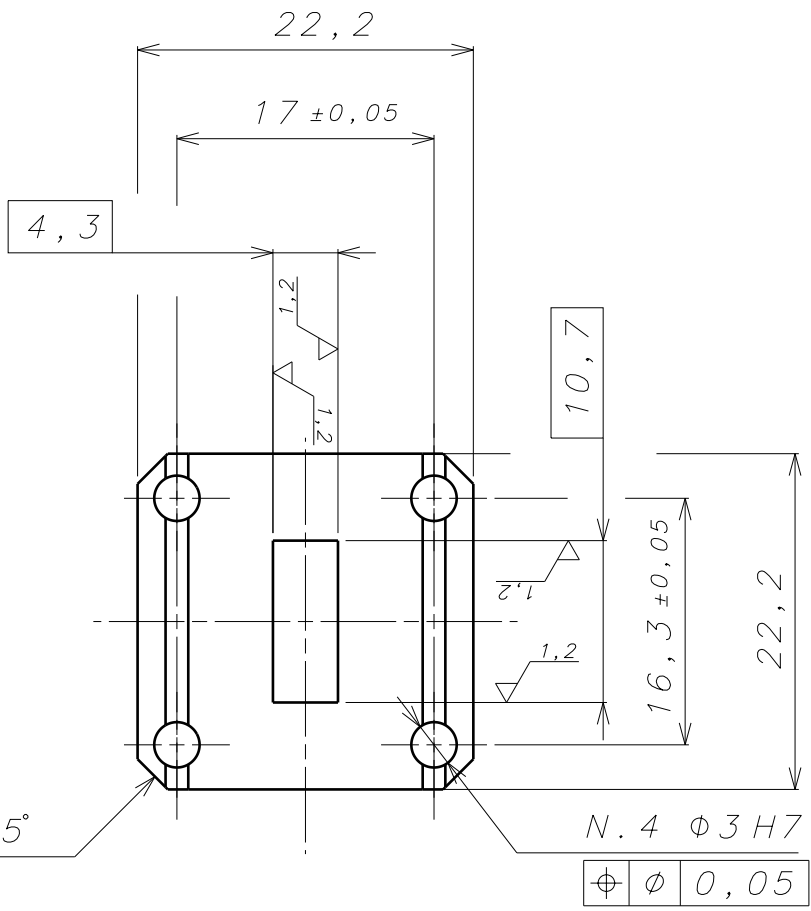
2

3

4



Isometric view  
Scale: 1:1




Front view  
Scale: 2:1

COSTRUIRE N.2 Pz

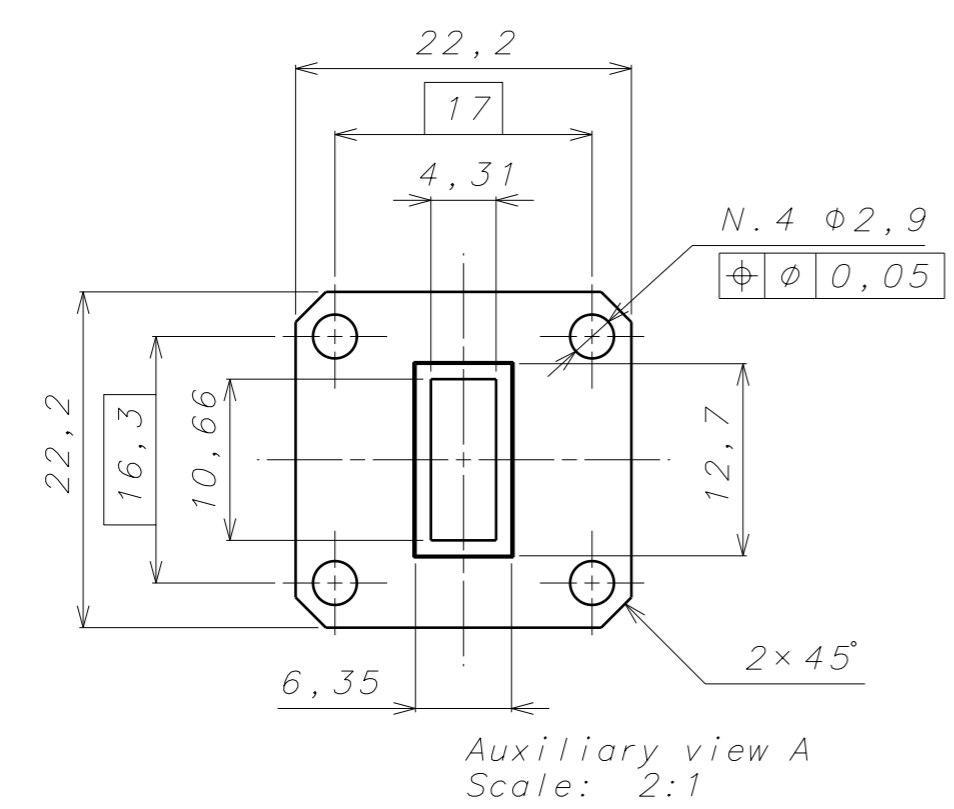
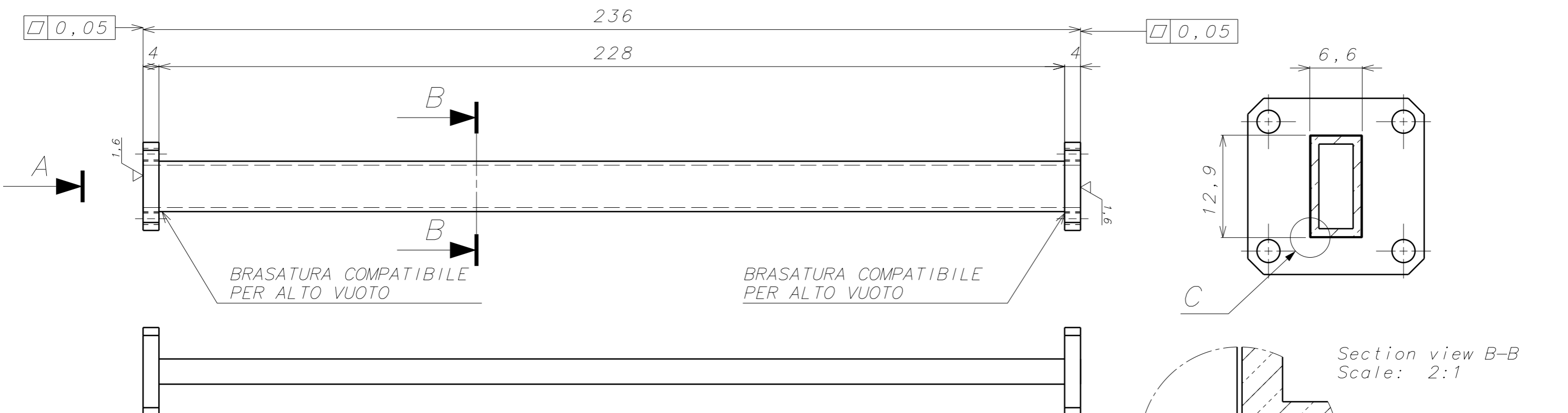
PER LA PRODUZIONE DEL PEZZO ADOTTARE PROCEDURE PER ALTO VUOTO

A	25/082023	AT	GDM	RC	REVISIONE GENERALE
	11/11/2022	AT	GDM	RC	EMISSIONE
REV. N°	ISSUE DATE	DRAWN BY	CHECKED BY	APPROVED BY	DESCRIPTION / REMARKS


 <b>CONSORZIO RFX</b> Ricerca Formazione Innovazione	<b>Consorzio RFX</b> C.so Stati Uniti, 4 35127 Padova (Italy) Phone +39.0498295000 Fax +39.0498700718	GENERAL TOLERANCING <b>ISO 2768-m K</b>	MATERIAL <b>AISI 304 L</b>	WEIGHT 0,02 kg
		SURFACE TREATMENT UNLESS STATED	SURFACE TEXTURE UNLESS STATED <b>3,2 (1,2)</b>	REMOVE ALL BURRS AND SHARP EDGES DIMENSIONS IN MILLIMETRES UNLESS STATED
NOT FOR PUBLICATION The information on this drawing is confidential under the terms of the RFX agreement. This information shall not be transmitted to anyone who is not authorised to receive it		P. B. S. <b>PLASMA POSITION REFLECTOMETER</b> TITLE <b>DISTANZIALE ANTENNE PIRAMIDALI FLANGIA CF 100 SUP</b>		
ORIGINAL SCALE <b>2:1</b>	MODEL 3D NUMBER <b>RFX.D1F1.0057</b>	DRAWING NUMBER <b>RFX.D1F1.0057</b>		SHEET <b>1</b>
DRW SIZE <b>ISO A4</b>	FIRST ANGLE PROJECTION			N.OF SHEETS <b>1</b>
				REVISION <b>A</b>

1

4



COSTRUIRE N.8 Pz  
 UTILIZZATE GUIDE D'ONDA RETTANGOLARI TIPO WG20  
 FLANGE TIPO UG-595/U CON FORI DI FISSAGGIO  $d=2.9\text{mm}$   
 PER LA PRODUZIONE DEL PEZZO ADOTTARE PROCEDURE PER ALTO VUOTO

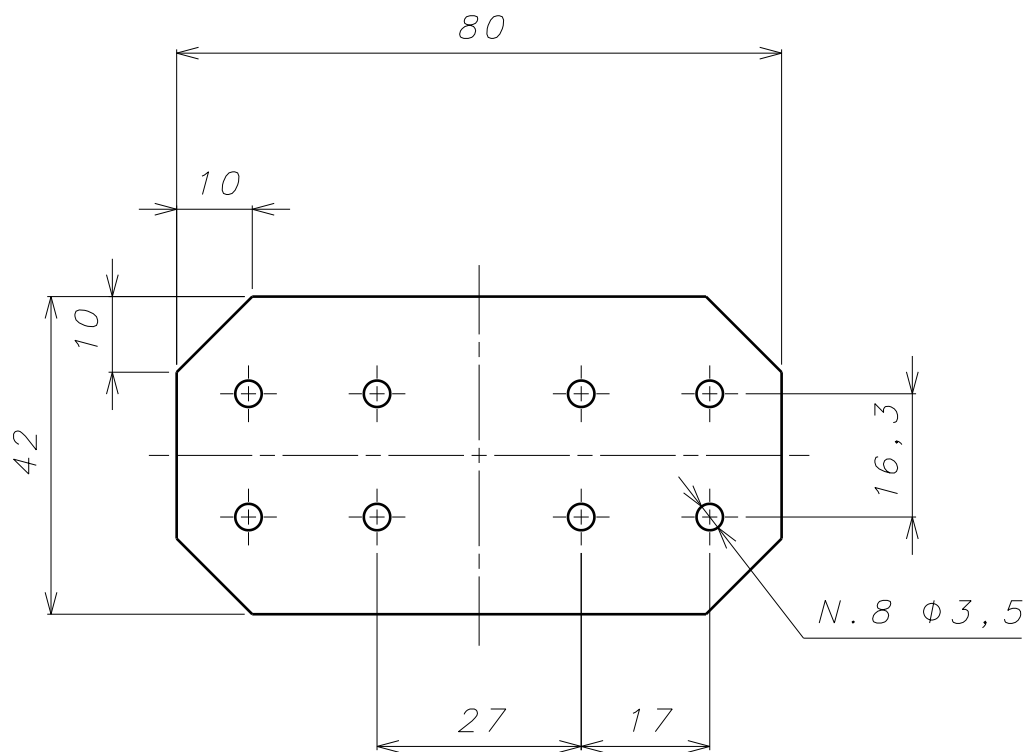
REV. N°	ISSUE DATE	DRAWN BY	CHECKED BY	APPROVED BY	DESCRIPTION / REMARKS
A	24/08/2023	AT	GDM	RC	REVISIONE GENERALE
	//	AT	GDM	RC	REVISIONE GENERALE
 Consorzio RFX C.so Stati Uniti, 4 35127 Padova (Italy) Phone +39.0498295000 Fax +39.0498700718		GENERAL TOLERANCING <b>ISO 2768-m K</b>		MATERIAL <b>Cu (H96Y)</b>	WEIGHT <b>0,1kg</b>
NOT FOR PUBLICATION The information on this drawing is confidential under the terms of the RFX agreement. This information shall not be transmitted to anyone who is not authorised to receive it.		SURFACE TREATMENT		SURFACE TEXTURE UNLESS STATED <b>1,6</b>	REMOVE ALL BURRS AND SHARP EDGES DIMENSIONS IN MILLIMETRES UNLESS STATED
P.B.S. <b>PLASMA POSITION REFLECTOMETER</b> TITLE <b>PPR WAVE GUIDE TYPE_003</b>		ORIGINAL SCALE MODEL 3D NUMBER <b>1:1 RFX.D1F1.0052</b>			
DRW SIZE <b>ISO A3</b>		FIRST ANGLE PROJECTION		DRAWING NUMBER <b>RFX.D1F1.0052</b>	
				SHEET	N.OF SHEETS
				1	1
				REVISION	

1

2

3

4




Left view  
Scale: 1:1

Front view  
Scale: 1:1

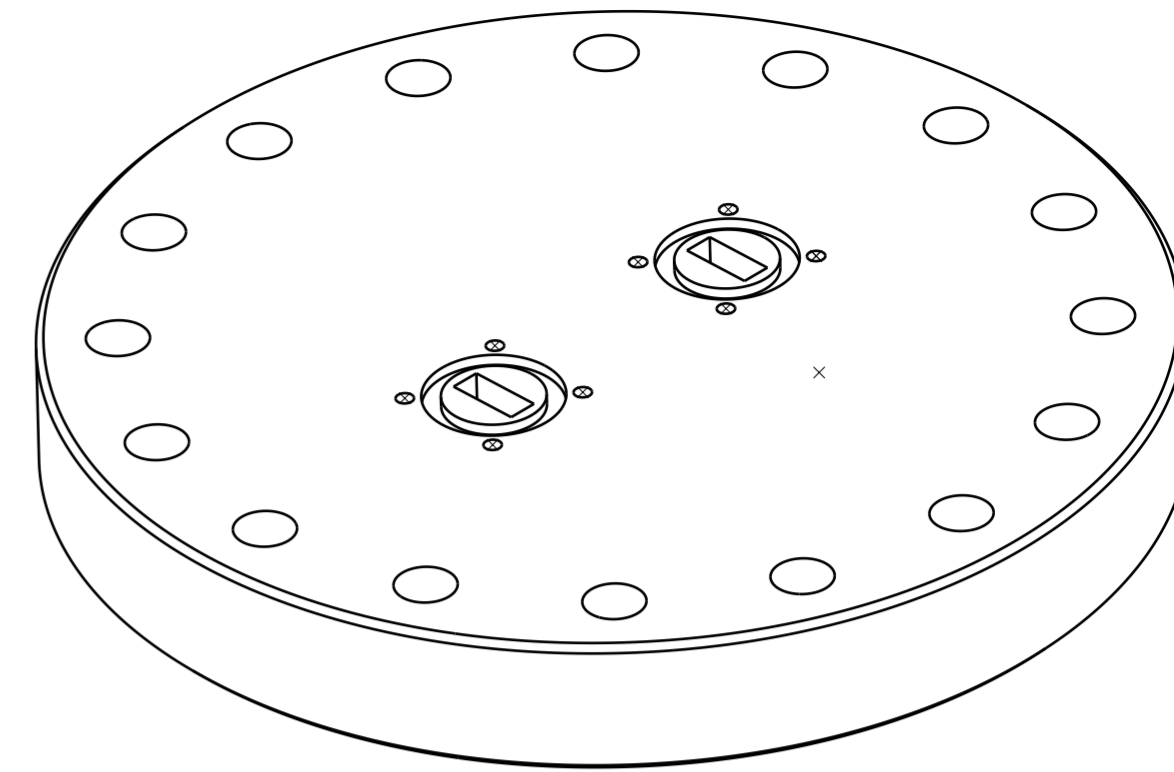
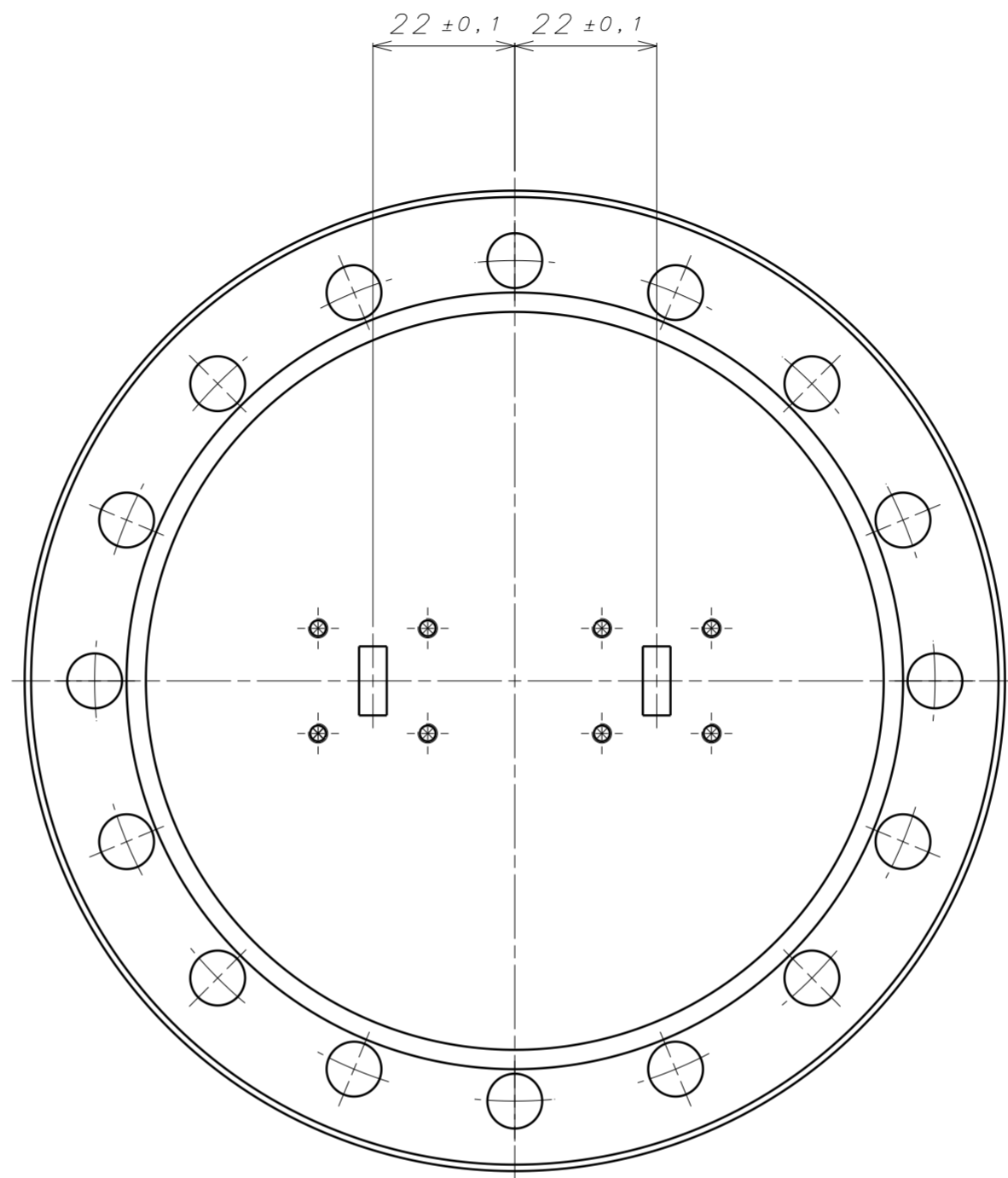
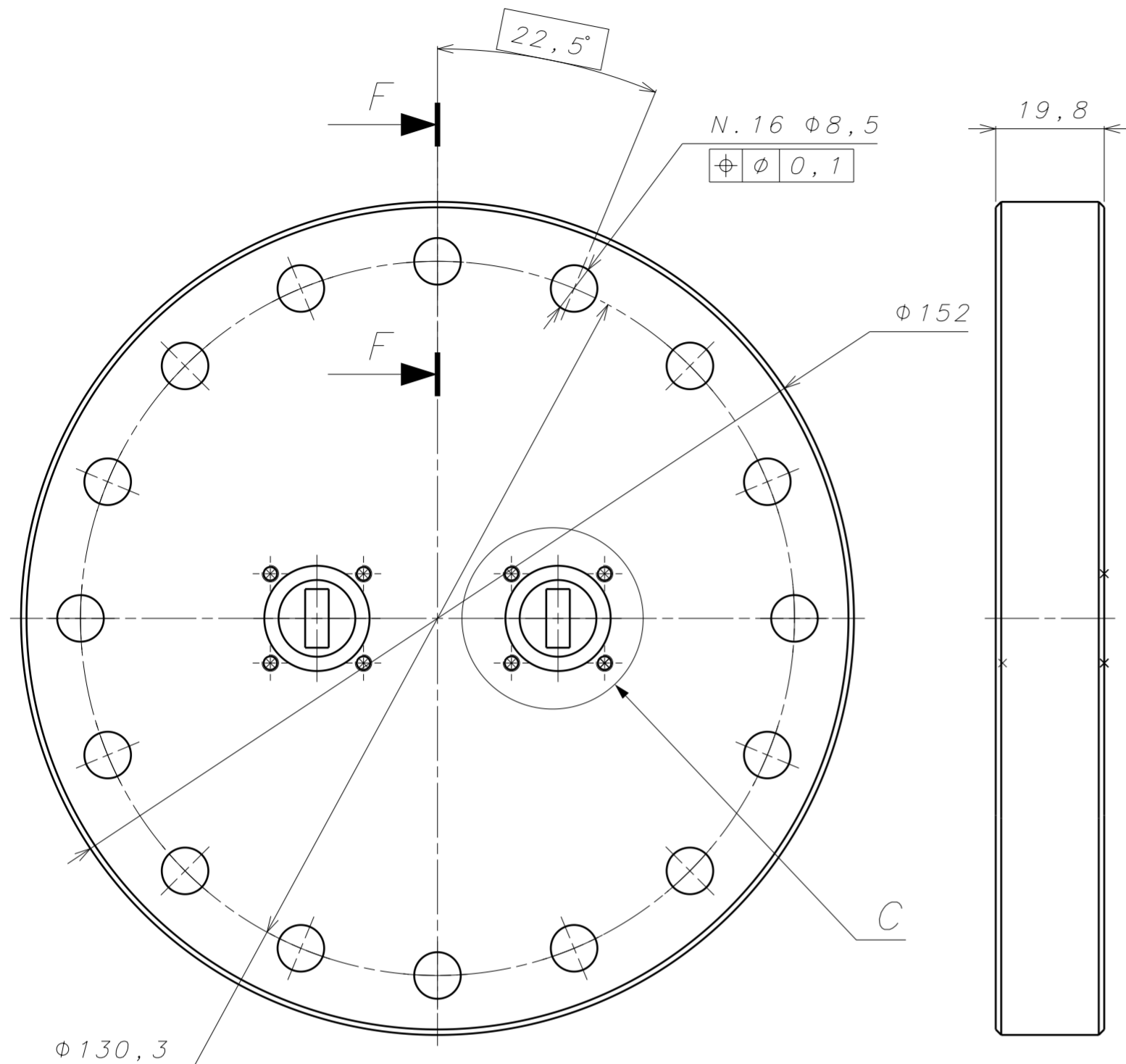
COSTRUIRE N. 1 Pz  
ADOTTARE PROCEDURE PER LA PULIZIA PER ALTO VUOTO

REV. N°	ISSUE DATE	DRAWN BY	CHECKED BY	APPROVED BY	DESCRIPTION / REMARKS
A	24/08/2023	AT	AT	AT	REVISIONE GENERALE
	//	AT	AT	AT	REVISIONE GENERALE

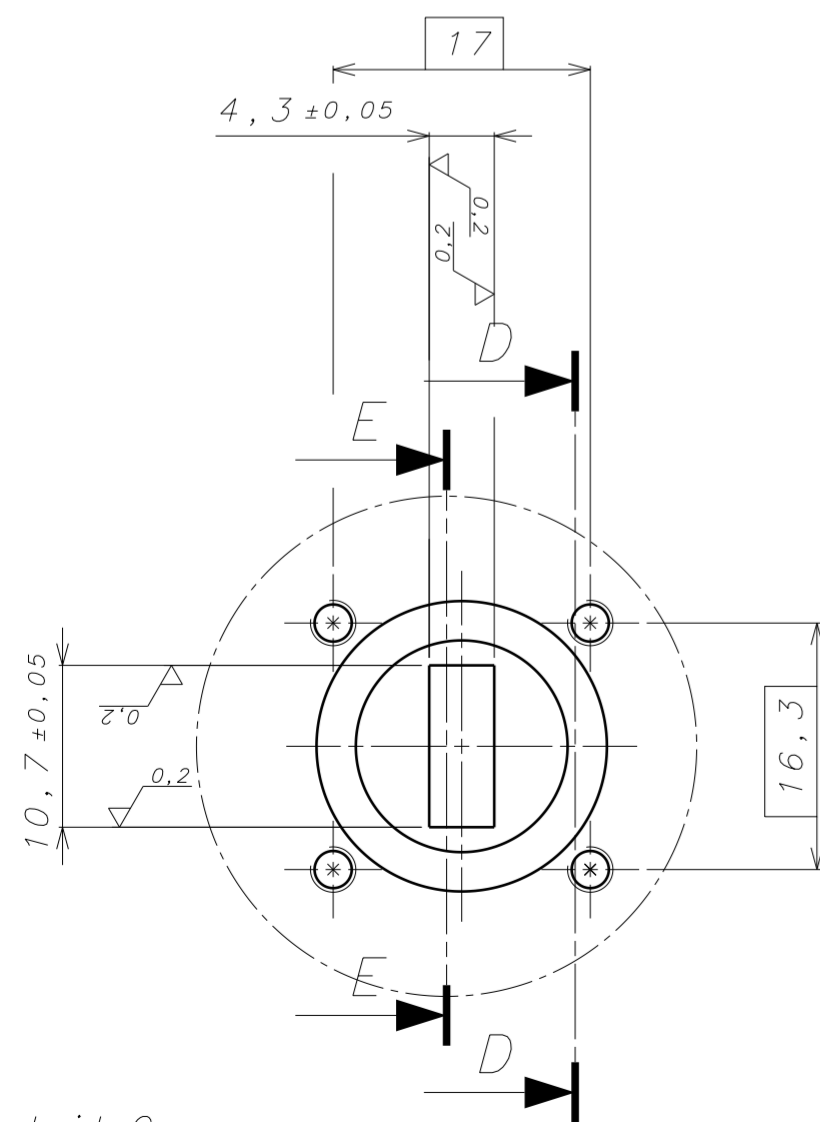
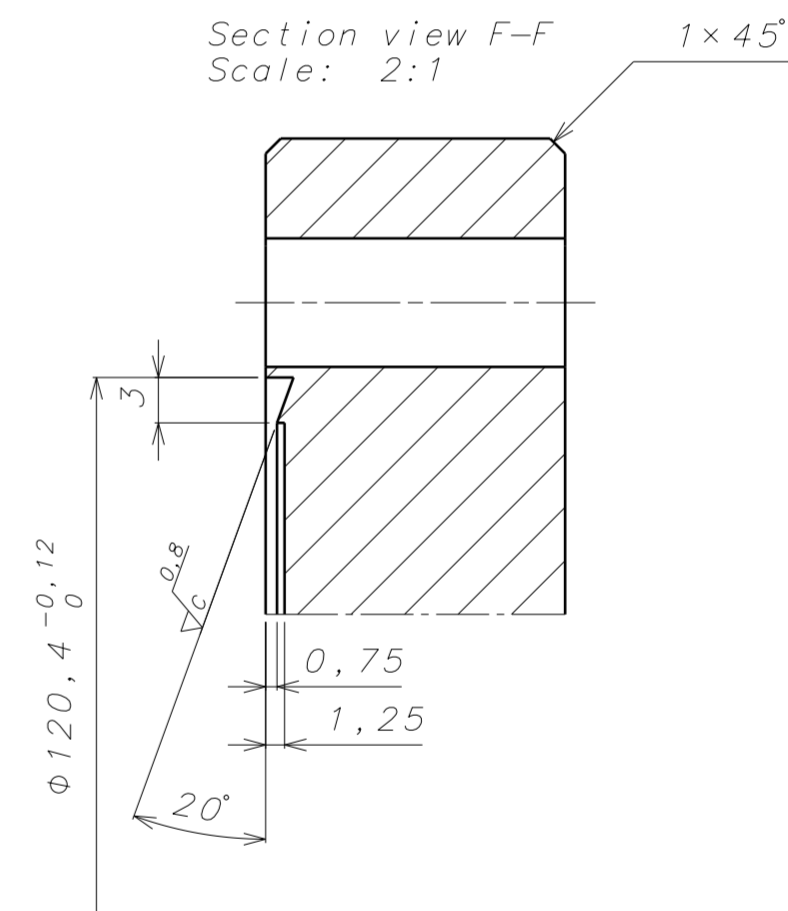
 <b>CONSORZIO RFX</b> Ricerca Formazione Innovazione	<b>Consorzio RFX</b> C.so Stati Uniti, 4 35127 Padova (Italy) Phone +39.0498295000 Fax +39.0498700718	GENERAL TOLERANCING	MATERIAL	WEIGHT		
		SURFACE TREATMENT	SURFACE TEXTURE UNLESS STATED	REMOVE ALL BURRS AND SHARP EDGES		
NOT FOR PUBLICATION The information on this drawing is confidential under the terms of the RFX agreement. This information shall not be transmitted to anyone who is not authorised to receive it		P. B. S. <b>PLASMA POSITION REFLECTOMETER</b> TITLE <b>FOGLIO DI MICA FLANGIA CF 100 INFERIORE</b>				
ORIGINAL SCALE	MODEL 3D NUMBER	DRAWING NUMBER		SHEET	N. OF SHEETS	REVISION
1:1	RFX.D1F1.0058	<b>RFX.D1F1.0058</b>		1	1	
DRW SIZE ISO A4	FIRST ANGLE PROJECTION					

1

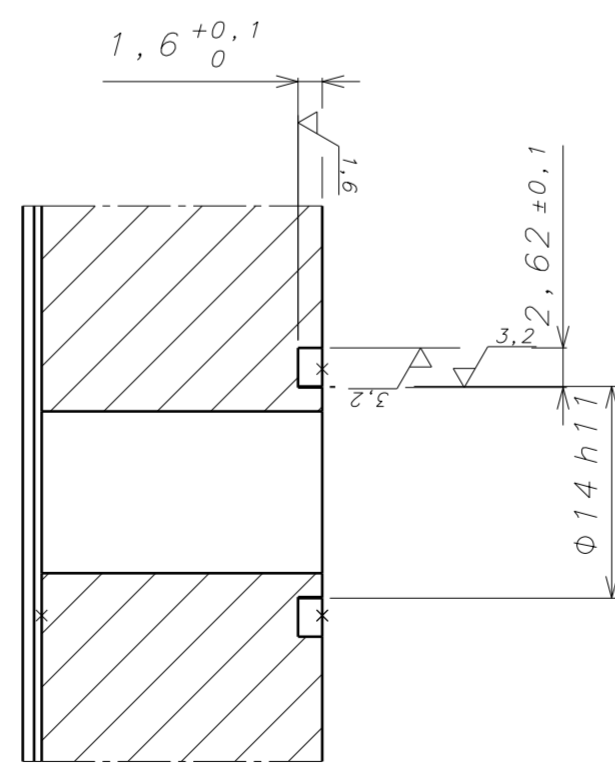
4



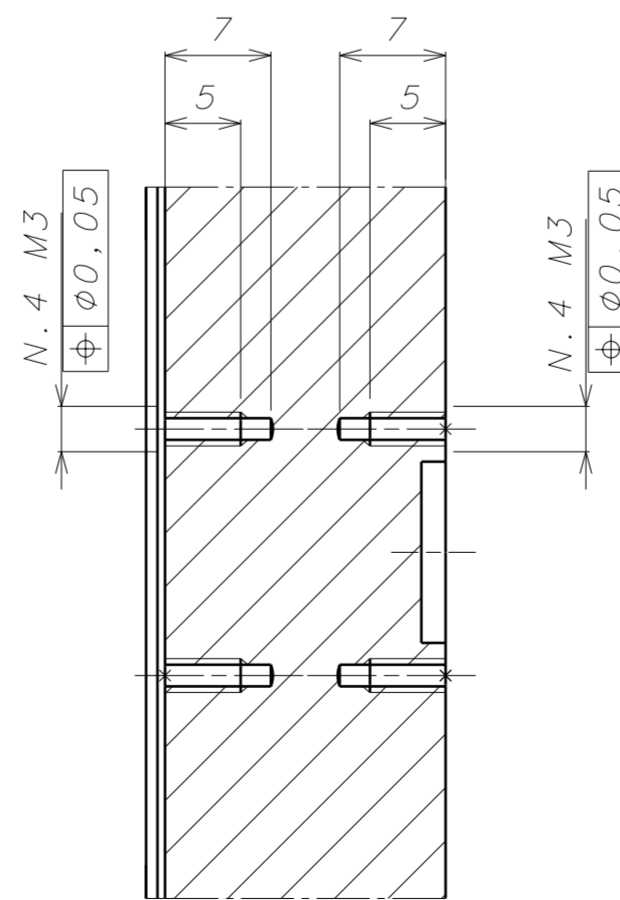
Section view F-F  
Scale: 2:1



Detail C  
Scale: 2:1  
tipico per i due passaggi



Section view E-E  
Scale: 2:1



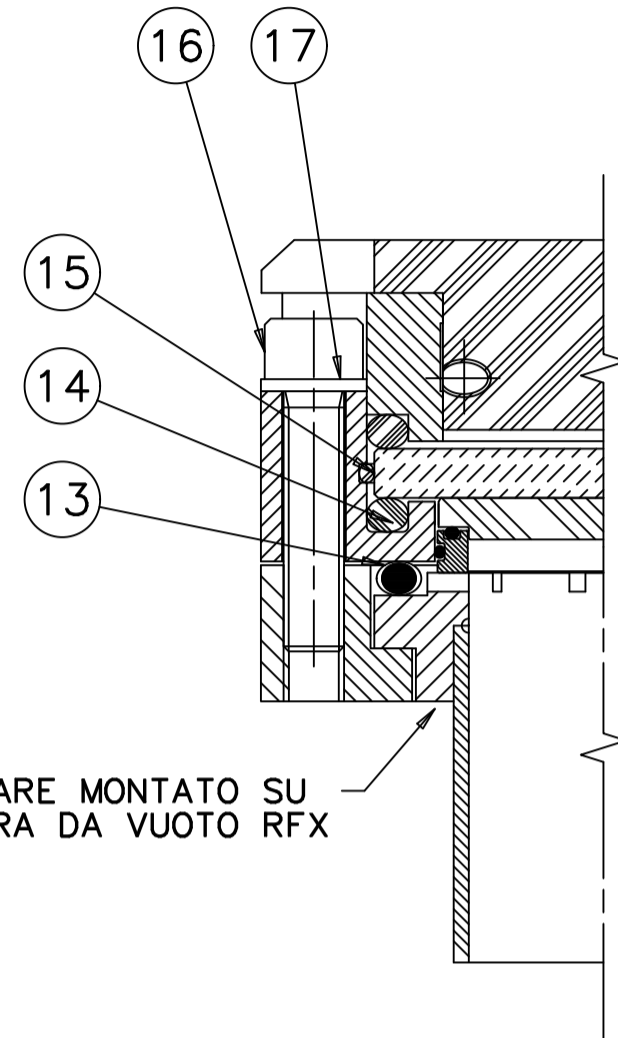
Section view D-D  
Scale: 2:1

COSTRUIRE M.1 Pz  
TRAE ORIGINE DA FLANGIA CABURN CFB 150  
PER LA PRODUZIONE DEL PEZZO ADOTTARE PROCEDURE PER ALTO VUOTO

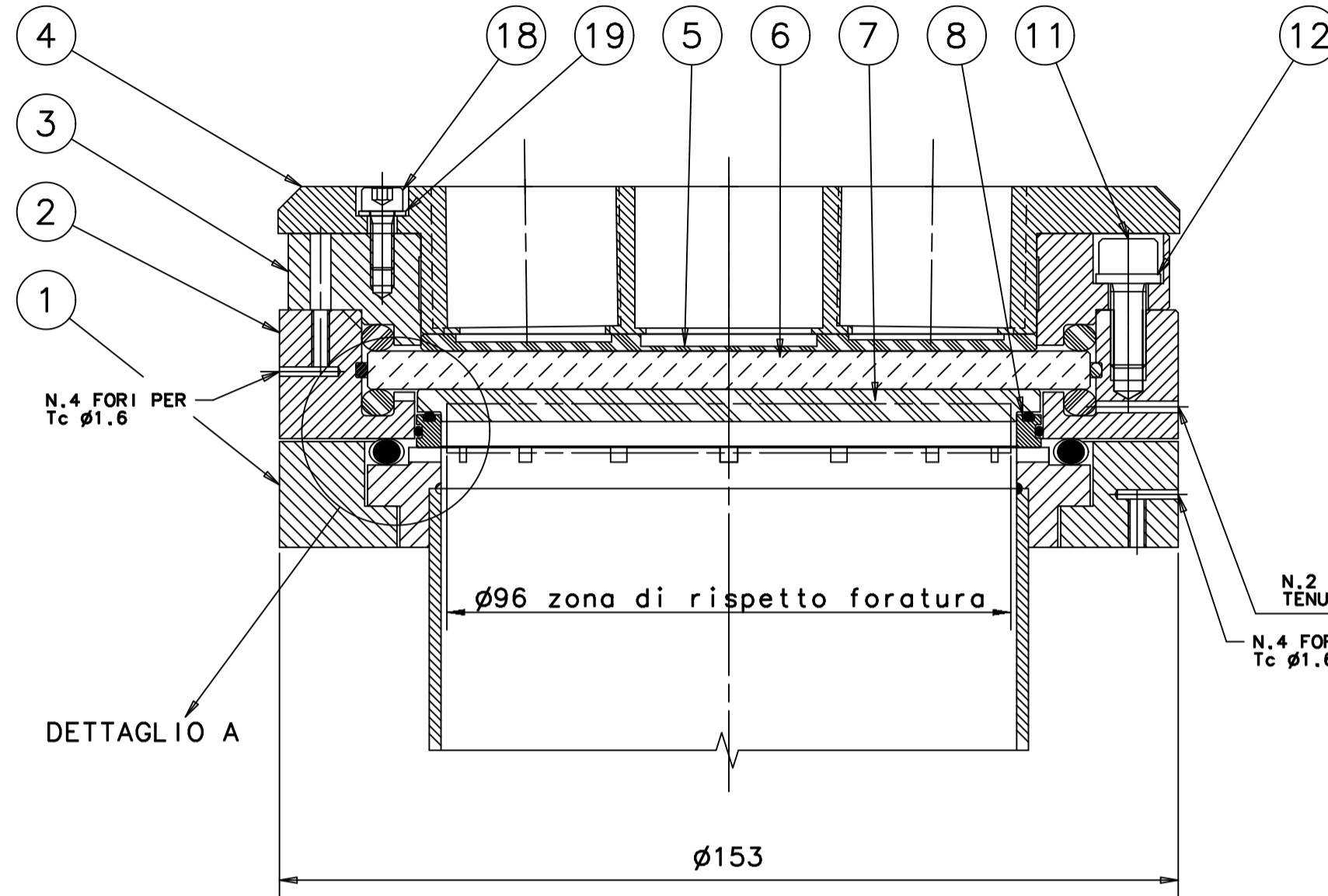
REV. N°	ISSUE DATE	DRAWN BY	CHECKED BY	APPROVED BY	DESCRIPTION / REMARKS																																																
A	24/08/2023	AT	GDM	RC	REVISIONE GENERALE																																																
	02/08/2023	AT	GDM	RC	REVISIONE GENERALE																																																
<table border="1"> <tr> <td>GENERAL TOLERANCING</td> <td>ISO 2768-m K</td> <td>MATERIAL</td> <td>AISI 304 L</td> <td>WEIGHT</td> <td>2,59 kg</td> </tr> <tr> <td>SURFACE TREATMENT</td> <td>UNLESS STATED</td> <td>SURFACE TEXTURE</td> <td>UNLESS STATED</td> <td colspan="2">REMOVE ALL BURRS AND SHARP EDGES</td> </tr> <tr> <td colspan="3">P. B. S.</td> <td colspan="3">DIMENSIONS IN MILLIMETRES UNLESS STATED</td> </tr> <tr> <td colspan="3">NOT FOR PUBLICATION The information on this drawing is confidential under the terms of the RFX agreement. This information shall not be transmitted to anyone who is not authorised to receive it</td> <td colspan="3">TITLE PLASMA POSITION REFLECTOMETER</td> </tr> <tr> <td colspan="3">DOCS REF.</td> <td colspan="3">FLANGIA CF 100 INFERIORE PER DUE GUIDE MICROONDE</td> </tr> <tr> <td>ORIGINAL SCALE</td> <td>MODEL 3D NUMBER</td> <td colspan="4">DRAWING NUMBER</td> </tr> <tr> <td>1:1</td> <td>RFX.D1F1.0059</td> <td colspan="4">SHEET N.OF SHEETS REVISION</td> </tr> <tr> <td>ISO A2</td> <td>FIRST ANGLE PROJECTION</td> <td colspan="2">RFX.D1F1.0059</td> <td>1</td> <td>1 A</td> </tr> </table>						GENERAL TOLERANCING	ISO 2768-m K	MATERIAL	AISI 304 L	WEIGHT	2,59 kg	SURFACE TREATMENT	UNLESS STATED	SURFACE TEXTURE	UNLESS STATED	REMOVE ALL BURRS AND SHARP EDGES		P. B. S.			DIMENSIONS IN MILLIMETRES UNLESS STATED			NOT FOR PUBLICATION The information on this drawing is confidential under the terms of the RFX agreement. This information shall not be transmitted to anyone who is not authorised to receive it			TITLE PLASMA POSITION REFLECTOMETER			DOCS REF.			FLANGIA CF 100 INFERIORE PER DUE GUIDE MICROONDE			ORIGINAL SCALE	MODEL 3D NUMBER	DRAWING NUMBER				1:1	RFX.D1F1.0059	SHEET N.OF SHEETS REVISION				ISO A2	FIRST ANGLE PROJECTION	RFX.D1F1.0059		1	1 A
GENERAL TOLERANCING	ISO 2768-m K	MATERIAL	AISI 304 L	WEIGHT	2,59 kg																																																
SURFACE TREATMENT	UNLESS STATED	SURFACE TEXTURE	UNLESS STATED	REMOVE ALL BURRS AND SHARP EDGES																																																	
P. B. S.			DIMENSIONS IN MILLIMETRES UNLESS STATED																																																		
NOT FOR PUBLICATION The information on this drawing is confidential under the terms of the RFX agreement. This information shall not be transmitted to anyone who is not authorised to receive it			TITLE PLASMA POSITION REFLECTOMETER																																																		
DOCS REF.			FLANGIA CF 100 INFERIORE PER DUE GUIDE MICROONDE																																																		
ORIGINAL SCALE	MODEL 3D NUMBER	DRAWING NUMBER																																																			
1:1	RFX.D1F1.0059	SHEET N.OF SHEETS REVISION																																																			
ISO A2	FIRST ANGLE PROJECTION	RFX.D1F1.0059		1	1 A																																																

# FLANGIA EQUATORIALE RFX

SEZ. B-B

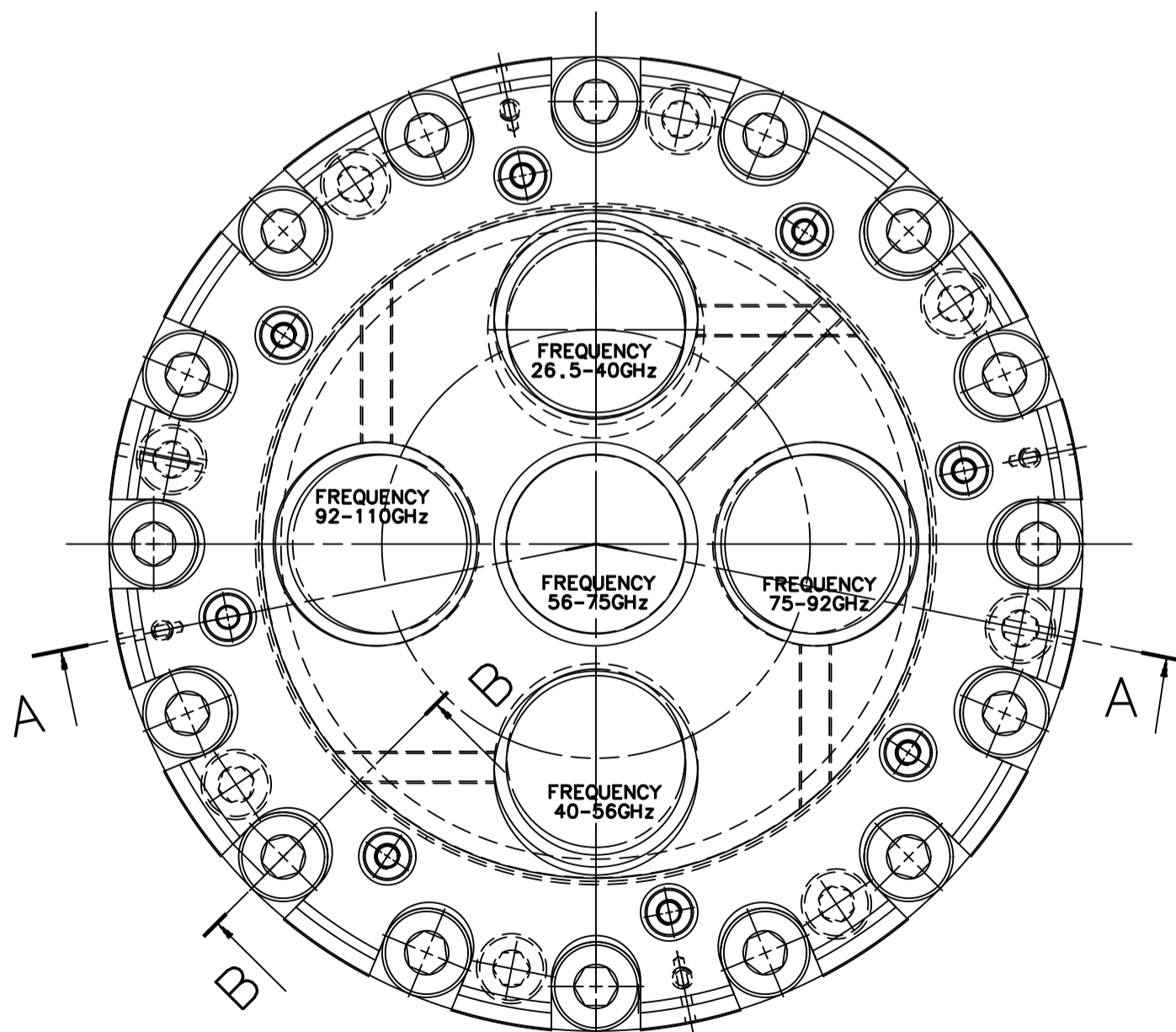
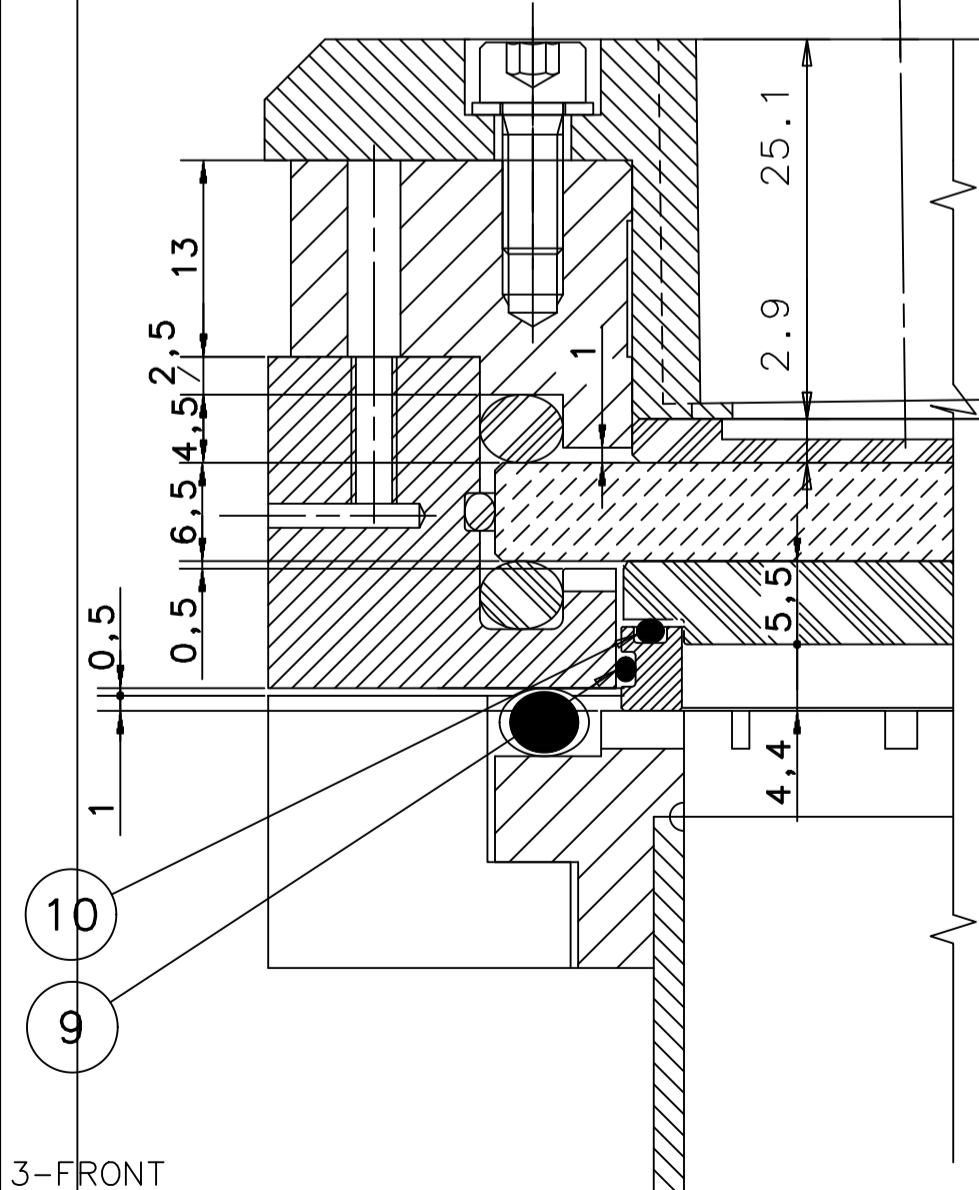


SEZ. A-A



DETTAGLIO A

DETTAGLIO A  
(Scala 2:1)



19	ROSETTA 4.3x8	8	UNI 6592	AISI 316 -A4
18	VITE TCEI M4X10	8	UNI 5931	AISI 316 -A4
17	ROSETTA 8.4X14	16	UNI 6592	AISI 316 -A4
16	VITE TCEI M8X36	16	UNI 5931	AISI 316 -A4
15	O-RING T=1.78 d=123	1	OR 2475	FP 75
14	O-RING T=5.34 d=113.70	2	OR 6450	FP 75
13	GUARNIZIONE HELICOFLEX $\phi 5$	1		
12	ROSETTA 6.4X11	8	UNI 6592	AISI 316 -A4
11	VITE TCEI M6X16	8	UNI 5931	AISI 316 -A4
10	O-Ring t=1.78 mm d=102.4 mm	1		FP 75
9	O-Ring t=1.6 mm d=104.4 mm	1		FP 75
8	Distanziale	1	1235	AISI 304 L
7	Finestra in Nitruro di Boro	3	1231 1239	NITRURO DI BORO M26/Ax05
6	FINESTRA in quarzo $\phi 123$ mm sp=6.5mm	1	1234	QUARZO
5	Spessore in Teflon	1	1240	PTFE
4	SUPPORTO ANTENNE	1	1236	PTFE
3	FLANGIA SUPERIORE CIRCOLARE	1	1232	AISI 304 L
2	FLANGIA INTERMEZZO CIRCOLARE	1	1233	AISI 304 L
1	CONTROFLANGIA CIRCOLARE	1		AISI 304 L

Pos.	Descrizione	N. Pezzi	RIF.	Materiale
	Smussi non quotati			
	0,5x45°			
	Rugosità $R_a$ in $\mu m$			
	Tratt. termico e/o superf.			
	Quote senza indicaz. di tolleranza			

C				
B				
A				
0	Emissione: SOSTITUISCE IL DIS.	26/11/99	Leandro Fabio	
Rev.	Descrizione	Data	Disegnato	Approvato
	Smussi non quotati			
	0,5x45°			
	Rugosità $R_a$ in $\mu m$			
	Tratt. termico e/o superf.			
	Quote senza indicaz. di tolleranza			
				ISO 2768 m K

SOSTITUITO DAL DIS.	SOSTITUISCE IL DIS.	Rev.	Scala	
	DD03DE0001220	0	1:1	
<b>CONSORZIO RFX</b> Ricerca Formazione Innovazione		TITOLO -RIFLETTOMETRIA- -FLANGIA EQUATORIALE per FINESTRA IN NITRURO DI BORO M26 -COMPLESSIVO		
Corso Stati Uniti, 4 - 35127 Padova ITALY Tel. 049/8295000 - Fax 049/8700718		Dis. N°	DD03DE0001238	FOGLIO 1/1